



# STUDENT EDUCATION METRICS

SUPPLEMENTARY REPORT

FISCAL YEAR 2023 – 24

Prepared for:  
PHSA Research and Academic Development Committee

Prepared by:  
Ellen Chesney, Chief Administrative Officer – Research  
Christie Diamond, Corporate Director, Academic Education  
Sarah Titcomb, Coordinator, Academic Education

# TABLE OF CONTENTS

Introduction .....	4
PHSA Student Education Metrics Fiscal Year Summary - PHSA Overall .....	5
PHSA Aggregate Analysis .....	7
<b>BUILD STUDENT EDUCATION CAPACITY</b> .....	7
Placement Activity .....	7
TABLE 1: Total # of Students and Hours by Discipline and Sub-discipline by Fiscal Year .....	7
TABLE 2: MDUG Total # of Distinct Students, Placements and Requested Days – FY 2023-24 .....	9
TABLE 3: PGME Total # of Distinct Students, Placements and Requested Days – FY 2023-24 .....	10
TABLE 4: Total # of Students by Discipline and Sub-discipline by Month – FY 2023-24 .....	11
TABLE 5: Number of Confirmed and Declined Placement Requests by Educational Institution – FY 2023-24 .....	13
Preceptor/Educator Training .....	15
TABLE 6: # of Preceptors/Educators Trained by the Educator Pathway Program by Program - FY 2023-24 .....	15
Preceptor Activity .....	16
FIGURE 1: Number of Preceptors by Student Placement Activity and Fiscal Year - Nursing .....	16
FIGURE 2: Number of Preceptors by Student Placement Activity and Fiscal Year – All Other Disciplines .....	17
FIGURE 3: Number of BCEHS Preceptors & Placement Activity by Program by Fiscal Year .....	18
TABLE 7: Preceptored Student Hours and Staff FTE to Support – FY 2023-24 .....	18
<b>BUILD EFFECTIVE PARTNERSHIPS AND COLLABORATIONS THAT SUPPORT INNOVATION</b> .....	19
FIGURE 4: Number of Affiliation Agreements by Region and Sector by Fiscal Year .....	19
FIGURE 5: Number of Student Hours by Top 10 Educational Institutions by Fiscal Year – All Disciplines .....	20
TABLE 8: Number of Students by Top 5 Educational Institutions by Program – All Disciplines FY 2023 - 24 .....	20
FIGURE 6: Distribution of Student Hours by Placement Setting by Fiscal Year .....	22
FIGURE 7: Percent of Student Hours by Practice Setting by Program by Fiscal Year .....	23
<b>MONITOR THE QUALITY OF CLINICAL LEARNING ENVIRONMENT AND RESULTS</b> .....	24
TABLE 9: Number of New Hires by Discipline for top 85% - FY 2023 - 24 .....	24
TABLE 10: Number of New Hires with a PHSA Placement by Educational Institution - FY 2023 - 24 .....	24
BC CANCER .....	25
<b>BUILD STUDENT EDUCATION CAPACITY</b> .....	26
Placement Activity .....	26
TABLE 11: Total # of Students and Hours by Site, Discipline and Sub-discipline by Fiscal Year .....	26
TABLE 12: MDUG Total # of Distinct Students, Placements and Requested Days by Site and Specialty FY 2023-24 .....	29
TABLE 13: PGME Total # of Distinct Students, Placements and Requested Days by Site and Specialty - FY 2023-24 .....	29
TABLE 14: # of Students and Hours by Discipline, Site and Reasons for Placement Decline - FY 2023-24 .....	30
TABLE 15: Preceptored Student Hours and Staff FTE to Support – FY 2023-24 .....	32
<b>BUILD EFFECTIVE PARTNERSHIPS AND COLLABORATIONS THAT SUPPORT INNOVATION</b> .....	33
TABLE 16: Distribution of Student Placements by Educational Institution and Sub-discipline by Fiscal Year .....	33
BC CHILDREN’S HOSPITAL (BCCH) .....	36
<b>BUILD STUDENT EDUCATION CAPACITY</b> .....	36
Placement Activity .....	36
TABLE 17: Total # of Students and Hours by Site, Discipline and Sub-discipline by Fiscal Year .....	36
TABLE 18: MDUG Total # of Distinct Students, Placements and Requested Days by Site and Specialty - FY 2023-24 .....	38
TABLE 19: PGME Total # of Distinct Students, Placements and Requested Days by Site and Specialty - FY 2023-24 .....	38
TABLE 20: # of Students and Hours by Discipline, Site & Reasons for Placement Decline - FY 2023-24 .....	39
TABLE 21: Preceptored Student Hours and Staff FTE to Support – FY 2023-24 .....	40
<b>BUILD EFFECTIVE PARTNERSHIPS AND COLLABORATIONS THAT SUPPORT INNOVATION</b> .....	42
TABLE 22: Distribution of Student Placements by Educational Institution and Sub-discipline by FY .....	42
BC WOMEN’S HOSPITAL & HEALTH CENTRE (BCW) .....	45
<b>BUILD STUDENT EDUCATION CAPACITY</b> .....	45
Placement Activity .....	45
TABLE 23: Total # of Students and Hours by Site, Discipline and Sub-discipline by Fiscal Year .....	45

TABLE 24: MDUG Total # of Distinct Students, Placements and Requested Days by Site and Specialty - FY 2023-24 ...	46
TABLE 25: PGME Total # of Distinct Students, Placements and Requested Days by Site and Specialty - FY 2023-24 ....	46
TABLE 26: # of Students and Hours by Discipline, Site and Reasons for Placement Decline - FY 2023-24 .....	47
TABLE 27: Preceptored Student Hours and Staff FTE to Support – FY 2023-24.....	48
<b>BUILD EFFECTIVE PARTNERSHIPS AND COLLABORATIONS THAT SUPPORT INNOVATION.....</b>	<b>48</b>
TABLE 28: Distribution of Student Placements by Educational Institution and Sub-discipline by Fiscal Year .....	48
<b>BC MENTAL HEALTH AND SUBSTANCE USE SERVICES (BCMHSUS).....</b>	<b>51</b>
<b>BUILD STUDENT EDUCATION CAPACITY .....</b>	<b>51</b>
Placement Activity .....	51
TABLE 29: Total # of Students and Hours by Site, Discipline and Sub-discipline by Fiscal Year .....	51
TABLE 30: MDUG Total # of Distinct Students, Placements and Requested Days by Site and Specialty - FY 2023-24 ...	53
TABLE 31: PGME Total # of Distinct Students, Placements and Requested Days by Site and Specialty - FY 2023-24 ....	54
TABLE 32: # of Students and Hours by Discipline, Site and Reasons for Placement Decline - FY 2023-24.....	54
TABLE 33: Preceptored Student Hours and Staff FTE to Support – FY 2023-24.....	55
<b>BUILD EFFECTIVE PARTNERSHIPS AND COLLABORATIONS THAT SUPPORT INNOVATION.....</b>	<b>56</b>
TABLE 34: Distribution of Student Placements by Educational Institution and Sub-discipline by Fiscal Year .....	56
<b>BC CENTRE FOR DISEASE CONTROL (BCCDC).....</b>	<b>59</b>
<b>BUILD STUDENT EDUCATION CAPACITY .....</b>	<b>59</b>
Placement Activity .....	59
TABLE 35: Total # of Students and Hours by Site, Discipline and Sub-discipline by Fiscal Year .....	59
TABLE 36: MDUG Total # of Distinct Students, Placements and Requested Days by Site and Specialty - FY 2023-24 ...	59
TABLE 37: PGME Total # of Distinct Students, Placements and Requested Days by Site and Specialty – FY 2023-24 ...	59
TABLE 38: Preceptored Student Hours and Staff FTE to Support – FY 2023-24.....	60
<b>BUILD EFFECTIVE PARTNERSHIPS AND COLLABORATIONS THAT SUPPORT INNOVATION.....</b>	<b>61</b>
TABLE 39: Distribution of Student Placements by Educational Institution and Sub-discipline by Fiscal Year .....	61
<b>BC EMERGENCY HEALTH SERVICES (BCEHS).....</b>	<b>62</b>
<b>BUILD STUDENT EDUCATION CAPACITY .....</b>	<b>62</b>
Placement Activity .....	62
TABLE 40: Total # of Students and Hours by Course and Fiscal Year.....	62
TABLE 41: Preceptored Student Hours and Staff FTE to Support – FY 2023-24.....	62
<b>BUILD EFFECTIVE PARTNERSHIPS AND COLLABORATIONS THAT SUPPORT INNOVATION.....</b>	<b>63</b>
TABLE 42: Distribution of Student Placements by Educational Institution and Sub-discipline by Fiscal Year .....	63
<b>PHSA LAB, PHARMACY &amp; MEDICAL IMAGING.....</b>	<b>64</b>
<b>BUILD STUDENT EDUCATION CAPACITY .....</b>	<b>64</b>
Placement Activity .....	64
TABLE 43: Total # of Students and Hours by Service, Sub-discipline, Site and Fiscal Year .....	64
TABLE 44: MDUG Total # of Distinct Students, Placements and Requested Days by Site and Specialty - FY 2023-24 ...	65
TABLE 45: PGME Total # of Distinct Students, Placements and Requested Days by Site and Specialty - FY 2023-24 ....	65
TABLE 46: # of Students and hours by Discipline, Site and Reasons Placement Decline - FY 2023-24.....	66
TABLE 47: Preceptored Student Hours and Staff FTE to Support – FY 2023-24.....	66
<b>BUILD EFFECTIVE PARTNERSHIPS AND COLLABORATIONS THAT SUPPORT INNOVATION.....</b>	<b>67</b>
TABLE 48: Distribution of Student Placements by Educational Institution and Sub-discipline by Fiscal Year .....	67
<b>Appendix A – FRAMEWORK FOR PHSA STUDENT EDUCATION METRICS.....</b>	<b>70</b>
<b>Appendix B – GLOSSARY .....</b>	<b>71</b>
<b>Appendix C – NUMBER OF STUDENTS AND HOURS BY DISCIPLINE, DECLINE CATEGORY AND SITE FY 2023-24 .....</b>	<b>74</b>
<b>Appendix D – EDUCATION INSTITUTIONS WITH AFFILIATION AGREEMENTS IN PLACE FY 2023-24 .....</b>	<b>76</b>
<b>Appendix E – TOTAL STUDENT HOURS BY EDUCATION INSTITUTION, DISCIPLINE AND SUB-DISCIPLINE BY FISCAL YEAR.....</b>	<b>77</b>
<b>Appendix F – NEW HIRE ORIENTATION COURSE-STUDENT EDUCATION QUESTIONS .....</b>	<b>85</b>

# INTRODUCTION

This report is a companion document to the *PHSA Research and Student Education Metrics Consolidated Report* and provides further detailed metrics according to PHSA's Student Education Metrics Framework. It reports on metrics across PHSA on Student Education Capacity; Building Effective Partnerships and Collaborations that Support Innovation; and, Monitoring the Quality of Clinical Learning Environment and Results. As well, the report includes student education summaries for the following programs: BC Cancer, BC Children's Hospital and Sunny Hill Health Centre, BC Women's Hospital & Health Centre, BC Emergency Health Services, BC Mental Health and Substance Use Services, and BC Centre for Disease Control, as well as Lab, Medical Imaging and Pharmacy.

The intent of the report is to:

- Acknowledge, celebrate, and monitor the commitment of PHSA's teams who support student education
- Recognize collaborations with the academic partners across the province
- Provide data to inform operational and strategic decisions, including workforce planning, building capacity for student education, quality practice environments, and priority areas of focus and innovation
- Identify opportunities for further development
- Share the perspectives of some previous students who have recently joined PHSA as employees

Student Practice Education (SPE) activities are tracked through the use of the Health Sciences Placement Network (HSPnet). It provides a web-based system for managing practice education in the health sciences and serves as the source of data for this report. Interspersed throughout the Report are quotes from new employees who had previous placements at PHSA, as gathered through the New Hire Survey (See Appendix F for survey questions).

*"I believe that my practicum experience was very encouraging and it greatly influenced my decision to apply to work at PHSA."*

New employee

# PHSA STUDENT EDUCATION METRICS FISCAL YEAR SUMMARY- PHSA OVERALL

Indicator	Key Measure Description	FY 2021-22	FY 2022-23	FY 2023-24	
		Value	Value	Value	
Build Student Education Capacity	1a	<b>Total Number of Student Hours by Program</b> (excludes medical learners)	<b>315,031</b>	<b>344,384</b>	<b>410,877</b>
		BCCH (including Sunny Hill)	131,221	124,248	146,788
		BCEHS	61,668	80,162	94,160
		BCW	45,954	50,668	58,625
		BCMHSUS (Forensics, MH & Addictions, Burnaby Centre, CHS, Red Fish)	38,909	42,455	61,040
		BC CANCER – all locations	30,775	37,380	39,685
		BCCDC	3,674	7,246	7,070
		All Other	2,830	2,226	3,509
	1a	<b>Total Number of Students by Program</b> (excludes medical learners)	<b>2,130</b>	<b>2,260</b>	<b>2,872</b>
		BCCH (including Sunny Hill)	894	802	1,012
		BCEHS	439	645	823
		BCW	362	357	389
		BCMHSUS (Forensics, MH & Addictions, Burnaby Centre, CHS, Red Fish)	262	283	450
		BC CANCER – all locations	139	135	148
	BCCDC	16	19	21	
	All Other	18	19	29	
1b	<b>Total Number of Medical Learners</b> (Undergraduate & Post-Graduate)				
	Undergraduate Medical Students (annual)	492	419	388	
	Post-Graduate Medical Residents (annual)	858	888	868	
1c	Estimated FTE of staff time in direct supervision of students**	112	130	145	
1f	Total Number of PHSA declined placement requests in HSPnet	377	239	206	
1g	<b>Total # of Staff Participants participating in Preceptor/Educator Training</b>				
	Educator Pathway Project (Preceptor/Educator Training)	526	259	302	
	BC Emergency Health Services (Preceptor Training)	57	121	63	
1h	<b>Total Number of Preceptors in HSPnet with and without a placement**</b>				
	With a placement	377	563	671	
	Without a placement	309	198	186	
Build Effective Partnerships and Collaborations to Support Innovation	2a	Total # of Affiliation Agreements	75	75	64
	2b	<b>Top 5 Education Institutions by student hours-all disciplines**</b>			
		University of BC	50,458	60,198	97,624
		BCIT	75,262	71,642	72,021
		Justice Institute of BC	45,456	57,114	51,327
		Columbia Paramedic Academy	11,544	23,296	43,025
	Douglas College	17,579	26,566	25,811	
2c	<b>Distribution of Student Hours by Student Education setting**</b>				
	Hospital	175,874	184,565	219,683	
	On Car	61,668	80,162	94,160	
	Out Patient/Mixed	66,887	66,643	81,161	
	Other (Population Health and Corporate)	10,602	13,014	15,873	
Results	3a	# of hires at PHSA with previous PE Placement**	483 (12%)	568 (12%)	642 (13%)

\*\* Excludes undergraduate and post-graduate medical learners

# PHSA SUMMARY SECTION



# PHSA AGGREGATE ANALYSIS

Summary data from across PHSA supports the organization’s ability to plan and communicate the learning opportunities available for students, as well as monitor our commitments to student education activities.

## BUILD STUDENT EDUCATION CAPACITY

### Placement Activity

In FY 2023-24, PHSA programs provided 410,877 student hours (excluding medical learners), an increase of 66,493 (19%) hours. Overall PHSA saw a consistent level of support for students. Disciplines that had more activity (hours or student placements) than last fiscal year include: Bachelor of Nursing, Psychiatric Nursing, Paramedics, Cardiology Technician and Dietitians.

A breakdown of student hours and number of student placements by discipline, sub-discipline and fiscal year are listed in Table 1. This table can be used as a reference for comparing PHSA commitments to student education with our short and long-term workforce planning and other team planning processes.

**TABLE 1: Total # of Students and Hours by Discipline and Sub-discipline by Fiscal Year**

Discipline/Sub-discipline	FY 21-22		FY 22-23		FY 23-24	
	Total Student Hours	Total # of Students	Total Student Hours	Total # of Students	Total Student Hours	Total # of Students
<b>Nursing</b>	<b>123,602</b>	<b>1,069</b>	<b>127,942</b>	<b>1,042</b>	<b>162,286</b>	<b>1,357</b>
Bacc Nursing - BScN/BSN/BN	93,302	813	95,434	798	129,177	1,092
Post-RN Specialty	15,329	156	13,272	133	6,626	80
Psychiatric Nursing Bacc - BScN/BN/RPN Psych	8,196	50	12,709	74	11,629	74
Psychiatric Nursing - Diploma	1,674	7	3,600	12	8,928	57
Nurse Practitioner	3,414	26	1,906	19	2,527	26
Registered Nurse	696	3	300	1	1,650	6
Licensed Practical Nurse	404	8	560	3	1,010	10
Nursing - Masters	588	6	162	2	689	11
Doctor of Nursing					50	1
<b>Paramedic</b>	<b>61,788</b>	<b>454</b>	<b>80,410</b>	<b>676</b>	<b>94,352</b>	<b>847</b>
Primary Care Paramedic - on-car	55,476	403	58,024	520	71,105	694
Advanced Care Paramedic - on-car	6,192	36	22,138	125	23,055	129
Paramedic-Advanced/Critical Care	120	15	248	31	192	24
<b>Therapist</b>	<b>43,248</b>	<b>134</b>	<b>42,644</b>	<b>132</b>	<b>45,367</b>	<b>160</b>
Radiation Therapist	19,268	43	20,213	33	22,163	36
Respiratory Therapist	20,580	84	19,355	79	20,580	84
Music Therapist	1,700	2	850	1	928	2
Recreation Therapist Degree	1,400	4	1,190	6	700	2
Massage Therapist			336	12	996	36
Art Therapist	300	1	700	1		
<b>Technologist/Technician</b>	<b>23,281</b>	<b>84</b>	<b>20,665</b>	<b>86</b>	<b>21,294</b>	<b>129</b>
Medical Laboratory Technologist	9,750	10	6,300	4	9,450	6
Clinical Genetics Technologist	2,870	8	3,099	9	3,300	9
Sonography Tech	2,450	13	3,472	18	2,303	25
Nuclear Medicine Tech	1,760	22	2,080	27	2,592	34
Sterile Processing Technician	3,188	8	2,385	6		
Radiology Tech	1,958	14	1,079	8	726	12

Discipline/Sub-discipline	FY 21-22		FY 22-23		FY 23-24	
	Total Student Hours	Total # of Students	Total Student Hours	Total # of Students	Total Student Hours	Total # of Students
Medical Laboratory Assistant	600	4	1,200	8	1,740	12
Perfusionist	225	2	451	4	563	5
Magnetic Resonance Imaging (MRI) Technology/Technician			600	2	300	1
Electroencephalograph Technologist	480	3			140	1
Cardiology/Cardiovascular Tech					180	24
<b>Other Health</b>	<b>13,109</b>	<b>51</b>	<b>18,258</b>	<b>48</b>	<b>23,046</b>	<b>62</b>
Masters of Public Health	7,668	27	9,354	22	10,038	24
Master of Science in Medical Genetics	4,116	18	7,684	18	10,591	22
Community Health and Preventive Medicine	440	2	1,220	8	1,550	11
Child Life Specialist	360	1			360	1
Biomedical Engineer	525	3			175	1
Pathology Assistant					320	2
Other Health					12	1
<b>Social Work</b>	<b>11,962</b>	<b>28</b>	<b>8,666</b>	<b>21</b>	<b>15,613</b>	<b>35</b>
Master of Social Work	8,257	18	5,412	12	9,912	22
Bachelor of Social Work	2,485	6	2,194	6	1,974	5
Child and Youth Care Worker	1,220	4	800	2	3,727	8
Social Services Worker			260	1		
<b>Pharmacy</b>	<b>10,448</b>	<b>62</b>	<b>12,140</b>	<b>63</b>	<b>11,850</b>	<b>59</b>
Pharmacist	9,328	55	9,040	45	8,290	41
Pharmacy Technician	1,120	7	3,100	18	3,560	18
<b>Medicine</b>	<b>1,520</b>	<b>12</b>	<b>9,748</b>	<b>33</b>	<b>11,249</b>	<b>39</b>
Midwifery	1,520	12	9,748	33	11,249	39
<b>Rehabilitation Sciences</b>	<b>5,663</b>	<b>31</b>	<b>6,995</b>	<b>42</b>	<b>8,523</b>	<b>51</b>
Occupational Therapist	3,158	15	4,407	24	4,973	22
Physiotherapist	1,296	7	1,278	9	2,043	20
Rehabilitation Assistant	893	6	780	5	600	4
Speech & Language Pathologist/Communications	317	3	302	2	907	5
Audiologist			225	1		
Prosthetist			3	1		
<b>Administration</b>	<b>7,179</b>	<b>67</b>	<b>6,219</b>	<b>57</b>	<b>3,754</b>	<b>32</b>
Health Unit Coordinator/Nursing Unit Clerk	5,263	46	4,490	37	2,984	23
Medical Office Assistant	1,772	19	1,285	16	770	9
Communications			180	1		
Medical Transcriptionist	84	1	84	1		
Master of Library and Information Services			120	1		
Library and Information Technology	60	1	60	1		
<b>Food &amp; Nutrition</b>	<b>3,096</b>	<b>30</b>	<b>4,320</b>	<b>24</b>	<b>8,124</b>	<b>36</b>
Dietitian - Bachelors	3,096	30	4,320	24	6,720	28
Dietitian - Masters					1,404	8
<b>Psychology</b>	<b>6,300</b>	<b>16</b>	<b>4,448</b>	<b>11</b>	<b>2,847</b>	<b>8</b>
Psychology (PHD)	2,736	7	2,448	7	2,047	5
Counselling Psychology	1,364	4	1,300	3	600	2
Psychology (Masters)	1,400	4	700	1	200	1
Clinical Psychology	800	1				
<b>Non-Health</b>	<b>960</b>	<b>6</b>	<b>24</b>	<b>3</b>	<b>1,437</b>	<b>11</b>



Discipline/Sub-discipline	FY 21-22		FY 22-23		FY 23-24	
	Total Student Hours	Total # of Students	Total Student Hours	Total # of Students	Total Student Hours	Total # of Students
Other Non Health Disciplines	960	6			1,253	9
Education - General					120	1
Bachelor of Arts					64	1
Bachelor of Science			24	3		
<b>Dental Medicine</b>	<b>884</b>	<b>65</b>	<b>356</b>	<b>14</b>	<b>926</b>	<b>43</b>
General Practice Residency	200	5	280	7	360	9
Doctor of Dental Medicine	684	60	56	4	40	1
Pediatric dentistry/pedodontics			16	2	354	26
Advanced Dental Residency					120	3
Prosthodontics/prosthodontology			4	1	52	4
<b>Management</b>	<b>840</b>	<b>2</b>	<b>1,080</b>	<b>5</b>	<b>210</b>	<b>3</b>
Master of Health Administration	840	2	870	2		
Policy and Planning			210	3	210	3
<b>Health Information Management</b>	<b>1,153</b>	<b>19</b>	<b>470</b>	<b>3</b>		
Health Information Management	1,153	19	470	3		
<b>Grand Total</b>	<b>315,030</b>	<b>2,130</b>	<b>344,384</b>	<b>2,260</b>	<b>410,877</b>	<b>2,872</b>

### Medical placement activity

The number of Medical Doctor Undergraduates (MDUG) and Post Graduate Medical Education (PGME) students (1,256), placements (5,034) and days (119,220) for all clinical placements by program is Tables 2 and 3. Total number of days are not representative of actual days worked, rather they are an indicator of time spent in a clinical area.

The MDUG program had a total of 388 distinct students, representing 1,409 placements and 22,631 days, arriving at PHSa facilities from April 1, 2023 – March 31, 2024. See Table 2 for a breakdown by specialty.

**TABLE 2: MDUG Total # of Distinct Students, Placements and Requested Days – FY 2023-24**

Specialty	# of Distinct Students	# of Placements	Total # of Days
Anesthesiology	179	357	4,984
Cardiology	28	39	553
Diagnostic Radiology	7	8	98
Emergency	5	6	70
Endocrinology	4	5	112
Family Medicine	24	29	672
Forensic Psychiatry	8	9	126
Gastroenterology	2	2	56
Infectious Disease	5	5	140
Internal Medicine	27	30	476
Medical Biochemistry	24	34	518
Medical Genetics	5	5	84
Medical Oncology	15	18	238
Neurology - Pediatric	24	33	476
Neurosurgery	2	3	42
ObGyn	42	80	1,673
Oncology	14	14	238
Ophthalmology	112	112	805

Specialty	# of Distinct Students	# of Placements	Total # of Days
Orthopedic Surgery	8	10	112
Orthopedics	2	2	28
Otolaryngology	9	11	154
Pathology	6	6	154
Pediatrics	151	261	4,662
Plastic Surgery	7	7	98
Population and Public Health	1	1	28
Psychiatry	128	238	4,830
Radiation Oncology	70	84	1,204
<b>Grand Total</b>	<b>388</b>	<b>1,409</b>	<b>22,631</b>

The Post Graduate Medical Education program (PGME) had a total of 868 distinct students, representing 3,625 placements and 96,589 days, arriving at PHSA facilities from April 1, 2023 – March 31, 2024. See Table 3 for a breakdown by specialty.

**TABLE 3:** PGME Total # of Distinct Students, Placements and Requested Days – FY 2023-24

Specialty	# of Distinct Students	# of Placements	Total # of Days
Anesthesiology	68	179	4,596
Cardiac Surgery	2	9	252
Cardiology	28	39	1,092
Clinical Immunology & Allergy - Adult	3	3	84
Critical Care	66	96	2,971
Dermatology	17	70	1,960
Developmental Pediatrics	15	17	471
Diagnostic Radiology	33	151	3,841
Emergency	190	220	5,147
Emergency Medicine - Pediatrics	32	34	913
Endocrinology	26	38	1,005
Family Medicine	16	18	416
Forensic Psychiatry	1	6	182
Gastroenterology	17	23	644
General Internal Medicine	2	2	53
General Surgical Oncology	1	1	28
General Survey	6	7	192
Gynecological Oncology	1	1	28
Gynecological Reproductive Endocrinology & Infertili	2	10	280
Hematology	8	9	227
Infectious Disease	16	26	705
Internal Medicine	3	4	112
Medical Biochemistry	20	29	807
Medical Genetics	8	27	740
Medical Microbiology	4	4	112
Medical Oncology	16	18	432
Neonatal Perinatal Medicine	40	85	2,170
Neurology	28	47	1,302
Neurology - Pediatric	52	92	2,143
Neuropathology	3	5	140
Neuroradiology	15	27	626

Specialty	# of Distinct Students	# of Placements	Total # of Days
Neurosurgery	6	12	337
Nuclear Medicine	22	85	2,380
ObGyn	111	411	10,875
Oncology	61	150	4,150
Ophthalmology	22	61	1,597
Orthopedic Surgery	15	34	952
Orthopedics	15	37	1,017
Otolaryngology	13	85	2,384
Palliative	21	32	782
Pathology	35	73	1,942
Pediatrics	216	911	23,600
Physical Medicine & Rehabilitation	4	17	452
Plastic Surgery	11	16	447
Population and Public Health	18	41	1,116
Psychiatry	70	226	7,122
Radiation Oncology	21	102	2,808
Respirology	2	4	109
Respirology - Adult	1	1	28
Rheumatology	18	21	568
Urology	8	9	252
<b>Grand Total</b>	<b>868</b>	<b>3,625</b>	<b>96,589</b>

### Monthly placement activity

The number of distinct students (2,049, up from 1,615 in the previous FY) by discipline and sub-discipline by month for PHSA overall is seen in Table 4, allowing the organization to see at-a-glance the types of students and volumes that have been supported throughout the last fiscal year.

Use this data to:

- Anticipate student volumes by discipline at each site throughout the calendar year
- Plan for students in advance, including support for the planning required for preceptor assignment, development, and availability
- Schedule students learning activities such as CST training, and interprofessional collaborative practice events and learning opportunities

*Note: Since the length of student placements vary, the students listed in one month may still be on-site in subsequent months. Excluded from these graphs are medical learners and on-car paramedic placements whose current practices result in an equal distribution of placements throughout the year.*

**TABLE 4: Total # of Students by Discipline and Sub-discipline by Month – FY 2023-24**

Discipline/Sub-discipline	Apr	May	Jun	Jul	Aug	Sept	Oct	Nov	Dec	Jan	Feb	Mar	Annual Total
<b>Nursing</b>	61	173	105	19	2	261	190	25	33	270	145	73	1,357
Bacc Nursing - BScN/BSN/BN	46	152	81	17	1	217	151	18	20	215	114	60	1,092
Post-RN Specialty	5	10	2			8	21	6		12	8	8	80
Psychiatric Nursing Bacc - BScN/BN/RPN Psych		7				17	17			15	18		74
Psychiatric Nursing - Diploma	6		18			2			10	17		4	57
Nurse Practitioner	3	4	3			12	1			3			26
Nursing - Masters						4				7			11

Discipline/Sub-discipline	Apr	May	Jun	Jul	Aug	Sept	Oct	Nov	Dec	Jan	Feb	Mar	Annual Total
Licensed Practical Nurse			1	2		1		1	1		3	1	10
Registered Nurse	1				1				2	1	1		6
Doctor of Nursing											1		1
<b>Therapist</b>		16	16	4	21	22	14	4		29	16	18	160
Respiratory Therapist			12		12	13	10			12	12	13	84
Massage Therapist		4	4	4		4	4	4		4	4	4	36
Radiation Therapist		12			8	5				11			36
Music Therapist					1					1			2
Recreation Therapist Degree										1		1	2
<b>Technologist/Technician</b>	12	14	14	13	7	8	20	12	1	8	9	11	129
Nuclear Medicine Tech	1	2	5	5	3	2	4	4	1	3		4	34
Sonography Tech	2	2	5		2	1	6	3		2	2		25
Cardiology/Cardiovascular Tech	6	5	3				6	4					24
Medical Laboratory Assistant		1				5					3	3	12
Radiology Tech	1				1		3	1		2	2	2	12
Clinical Genetics Technologist		3	1	2	1							2	9
Medical Laboratory Technologist				6									6
Perfusionist	2	1								1	1		5
Magnetic Resonance Imaging (MRI) Technology/Technician											1		1
Electroencephalograph Technologist							1						1
<b>Other Health</b>	5	14	1	4	14	4	9			8	2	1	62
Masters of Public Health	2	12				1				8		1	24
Master of Science in Medical Genetics			1	1	14	2	2				2		22
Community Health and Preventive Medicine	1			3			7						11
Pathology Assistant	1	1											2
Biomedical Engineer	1												1
Other Health		1											1
Child Life Specialist						1							1
<b>Pharmacy</b>	1	12	12	1	3	7	10	1		7	5		59
Pharmacist		8	10		2	2	7			7	5		41
Pharmacy Technician	1	4	2	1	1	5	3	1					18
<b>Rehabilitation Sciences</b>	10	3			2	3		8		6	9	10	51
Occupational Therapist	6	2						2		6	3	3	22
Physiotherapist	1	1			2			4			6	6	20
Speech & Language Pathologist/Communications	2					3							5
Rehabilitation Assistant	1							2				1	4
<b>Dental Medicine</b>	2	1	1	2	1	20			1	12	1	2	43
Pediatric dentistry/pedodontics						14				12			26
General Practice Residency	2	1		1		1			1		1	2	9
Prosthodontics/prosthodontology					1	3							4
Advanced Dental Residency			1	1		1							3
Doctor of Dental Medicine						1							1
<b>Medicine</b>	9	3	5	4	1	9	3			1		4	39
Midwifery	9	3	5	4	1	9	3			1		4	39
<b>Food &amp; Nutrition</b>	6	16				3	1		2	4	4		36
Dietitian - Bachelors	6	10				3	1			4	4		28

Discipline/Sub-discipline	Apr	May	Jun	Jul	Aug	Sept	Oct	Nov	Dec	Jan	Feb	Mar	Annual Total
Dietitian - Masters		6							2				8
<b>Social Work</b>		8				15				11		1	35
Master of Social Work		7				10				5			22
Child and Youth Care Worker		1				5				1		1	8
Bachelor of Social Work										5			5
<b>Administration</b>	17	4	1	3	1	1	3			1		1	32
Health Unit Coordinator /Nursing Unit Clerk	16	3		1		1	1			1			23
Medical Office Assistant	1	1	1	2	1		2					1	9
<b>Paramedic</b>	6						3	3	9	3			24
Paramedic-Advanced/ Critical Care	6						3	3	9	3			24
<b>Non-Health</b>	4					2	1	1		1		2	11
Other Non Health Disciplines	3					1	1	1		1		2	9
Education - General	1												1
Bachelor of Arts						1							1
<b>Psychology</b>						4				4			8
Psychology (PHD)						4				1			5
Counselling Psychology										2			2
Psychology (Masters)										1			1
<b>Management</b>						2				1			3
Policy and Planning						2				1			3
<b>Grand Total</b>	<b>133</b>	<b>264</b>	<b>155</b>	<b>50</b>	<b>52</b>	<b>361</b>	<b>254</b>	<b>54</b>	<b>46</b>	<b>366</b>	<b>191</b>	<b>123</b>	<b>2,049</b>

### Placement status by select occupations

Below is a listing of the number of confirmed and declined placements for select occupations of interest in BC. This data allows the organization to compare the number of students with workforce planning data and evaluate if they warrant targeted approaches to collaborate across programs and academic partners. For example, again this year both social work and nurse practitioners have declined placement requests which may be an opportunity for further exploration, in alignment with PHSA's HHR plan. Table 5 indicates the number of confirmed and declined placement requests for a specific occupation and the education institutions that requested placements.

**TABLE 5:** Number of Confirmed and Declined Placement Requests by Educational Institution – FY 2023-24

Priority Discipline/Education Institution	Confirmed	Declined by Agency
<b>Respiratory Therapist</b>	84	
Thompson Rivers University	84	
<b>Health Unit Coordinator/Nursing Unit Clerk</b>	23	22
BCIT	1	1
Okanagan College	2	
Sprott Shaw College	20	18
Stenberg College		1
University of the Fraser Valley		2
<b>Nurse Practitioner</b>	26	18
Athabasca University	1	
University of British Columbia	8	9

Priority Discipline/Education Institution	Confirmed	Declined by Agency
University of Victoria	7	3
University of Saskatchewan	1	
University of Northern British Columbia	9	6
<b>Master of Social Work</b>	<b>22</b>	<b>13</b>
Renison University College	1	
University of British Columbia	9	
University of British Columbia - Okanagan	5	5
University of Toronto	1	4
University of Victoria	3	1
University of Calgary		1
University of Northern British Columbia	3	1
Rutgers University		1
<b>Sonography Tech</b>	<b>25</b>	
BCIT	25	
<b>Occupational Therapist</b>	<b>22</b>	
University of British Columbia	22	
<b>Physiotherapist</b>	<b>20</b>	
University of British Columbia	20	
<b>Bachelor of Social Work</b>	<b>5</b>	<b>7</b>
Nicola Valley Institute of Technology	1	
Thompson Rivers University	1	
University of British Columbia	3	2
University of the Fraser Valley		4
University of Victoria		1
<b>Medical Laboratory Assistant</b>	<b>12</b>	
Vancouver Community College	10	
Cambria College	2	
<b>Medical Laboratory Technologist</b>	<b>6</b>	
BCIT	6	
<b>Perfusionist</b>	<b>5</b>	
BCIT	5	
<b>Grand Total</b>	<b>250</b>	<b>60</b>

## Preceptor/Educator Training

PHSA staff support a culture of learning by offering their expertise and guidance to a variety of learners, including students, employed students, new graduates, new staff, professionals returning to practice, and internationally educated health care workers pursuing licensure in Canada. In this report, the term preceptor is focused on PHSA staff who support the learning experiences of students enrolled in a designated program of study with a post-secondary institute, for a defined period of time. However, the data presented on Preceptor training encompasses a variety of people across PHSA and BCEHS that support a variety of learners as indicated above. Currently, there is no way to decipher the type of learner that the Educator Pathway participants support.

Depending on the program or role, preceptors may be known by other terms such as field guides, supervisors, or practice educators. By sharing their expertise and welcoming prospective members into the role, preceptors make an important contribution to the learning experiences of individual students and to the future members of the healthcare team. The role of preceptor is recognized by the professions, academic institutions, health care organizations and leaders as vital to supporting the delivery of excellent health care.

PHSA staff participation in preceptor development is a key measure of Student Education readiness and an indication of available capacity to support students. Currently, PHSA utilizes the provincially developed Educator Pathway (EP) program to support staff who host students during the clinical placement component of their health care education programs. Level 1 of the Educator Pathway provides key concepts, tools, and resources for preceptors. BCEHS also offers a specific version of the training for Primary Care Paramedic and Advanced Care Paramedic preceptors.

This year, 365 preceptors participated in sessions offered by Learning & Development teams across PHSA and BC Emergency Health Services. See Table 6 below for a breakdown of participants by program and level of Educator Pathway training for fiscal year 2023-24.

The Educator Pathway Program held sessions for levels 1 and 2. Level 2 expands upon key principles taught in Level 1 and provide inter-professional attendees with an array of tools for establishing positive learning environments in clinical settings. The total number of preceptors participating in training is 311 for the Level 1 and 54 for Level 2.

Understanding the current list of preceptors and their participation in training sessions allows PHSA to review its organizational approaches for identifying, supporting and recognizing people in this important role. Future considerations may include advancing the learning sessions and resources that are available to preceptors, launching specific celebration and recognition events, and aligning available preceptors with student education activity planning processes.

**TABLE 6: # of Preceptors/Educators Trained by the Educator Pathway Program by Program - FY 2023-24**

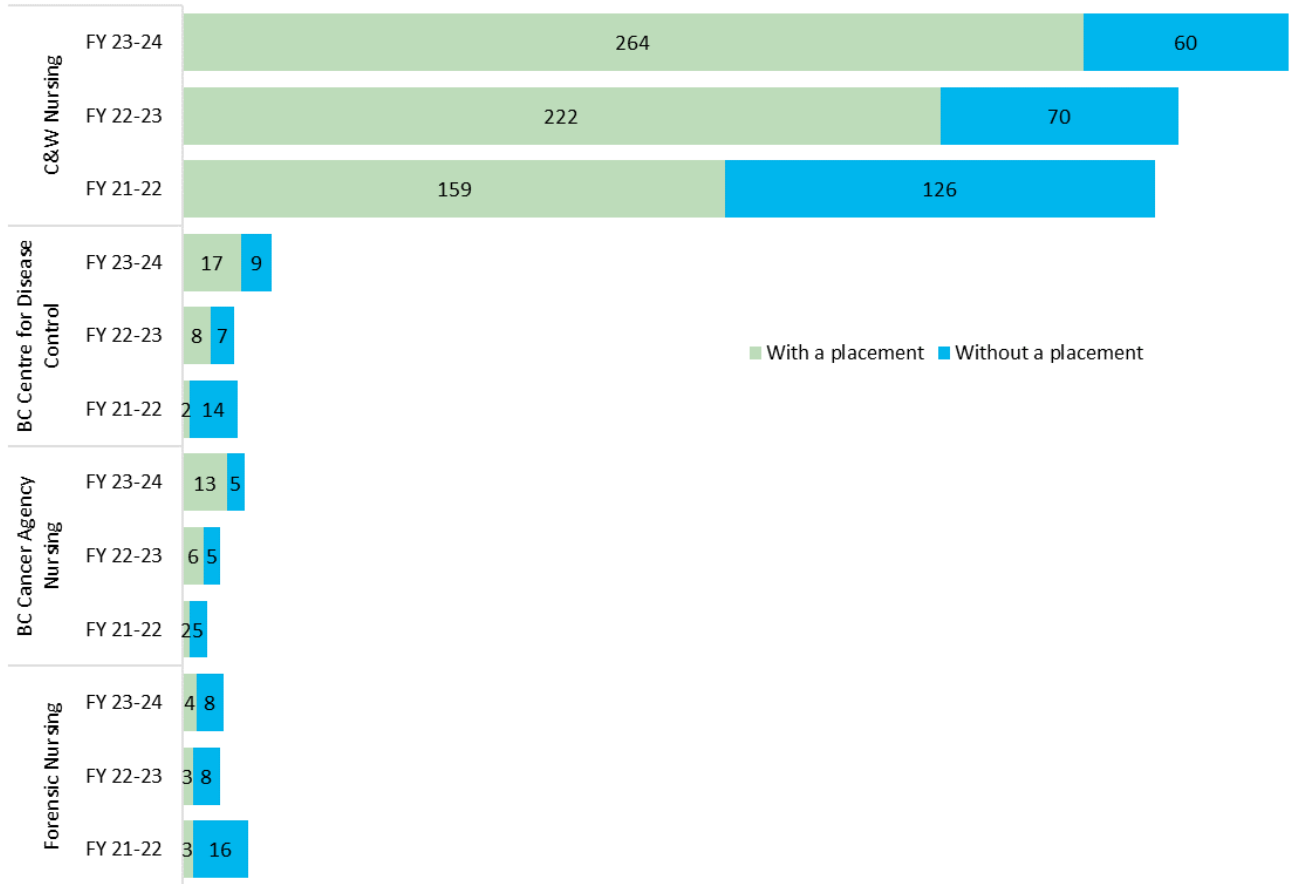
Level	LearningHub Course #s	BCCH/ BCW	BC Cancer	BCCDC	BCEHS	BCMHSUS	PHSA Corporate	PHSA-wide	PHSA Total
Level 1	28124							151	151
	16444	97							97
	17778				63				63
Level 2	28123	17	9	6	13	3	3	3	54
Total		114	9	6	76	3	3	154	365

## Preceptor Activity

PHSA had a total of 857 active preceptors supporting students on placements in FY 2023-24 across all PHSA disciplines, up 96 from 2022-23. Along with increased total number of preceptors, the number with an active placement also increased by 108.

The number of preceptors with and without an active placement by fiscal year for nursing is shown in Figure 1 and for non-nursing in Figure 2. Reviewing the number of active preceptors with and without a placement, allows leaders to ensure they have identified and supported people to be preceptors in alignment with both individual team member’s goals and overall capacity for supporting students.

**FIGURE 1:** Number of Preceptors by Student Placement Activity and Fiscal Year - Nursing

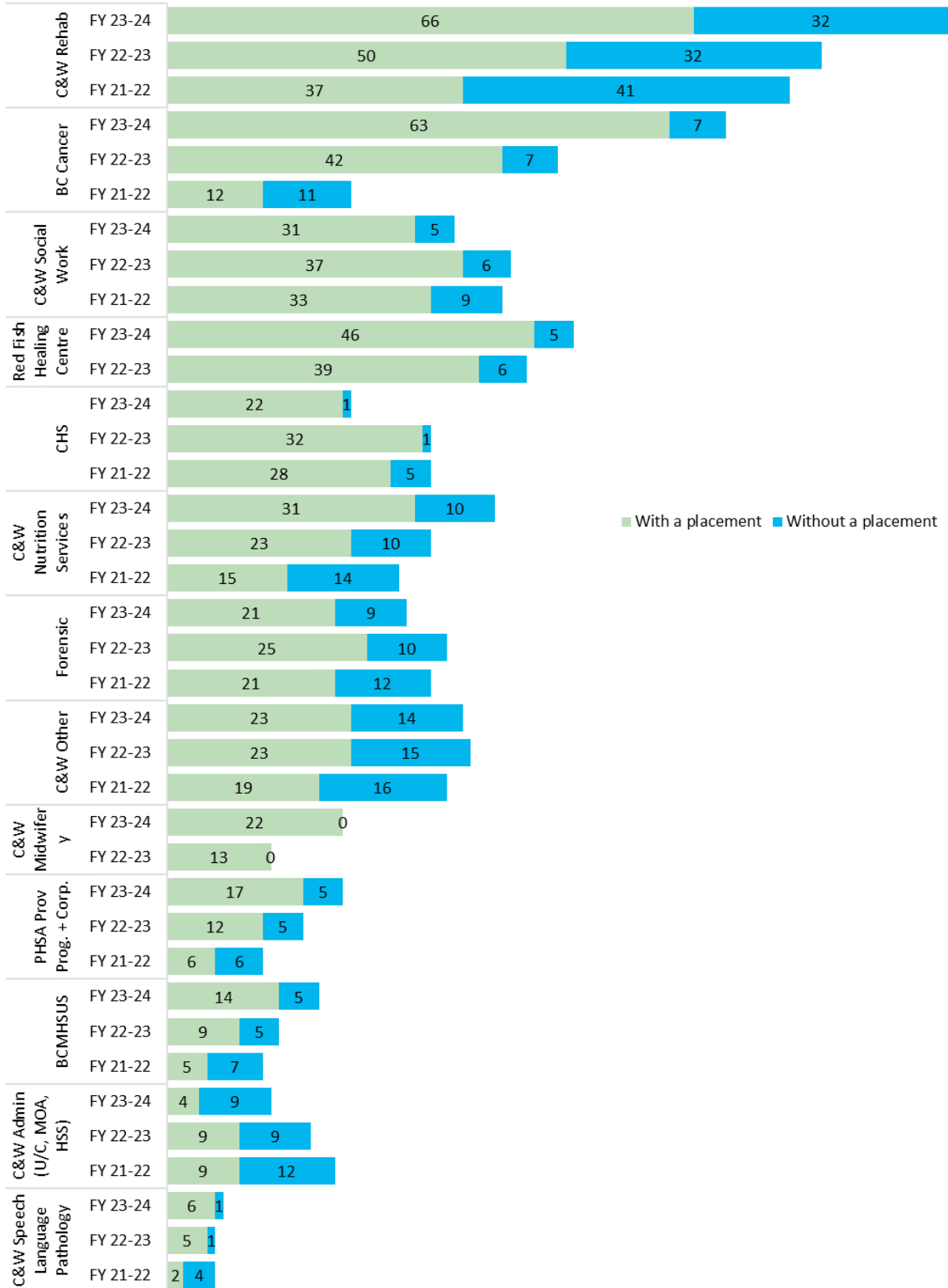


*“It was a wonderful learning environment and the preceptors were very welcoming and great at teaching.”*

New employee

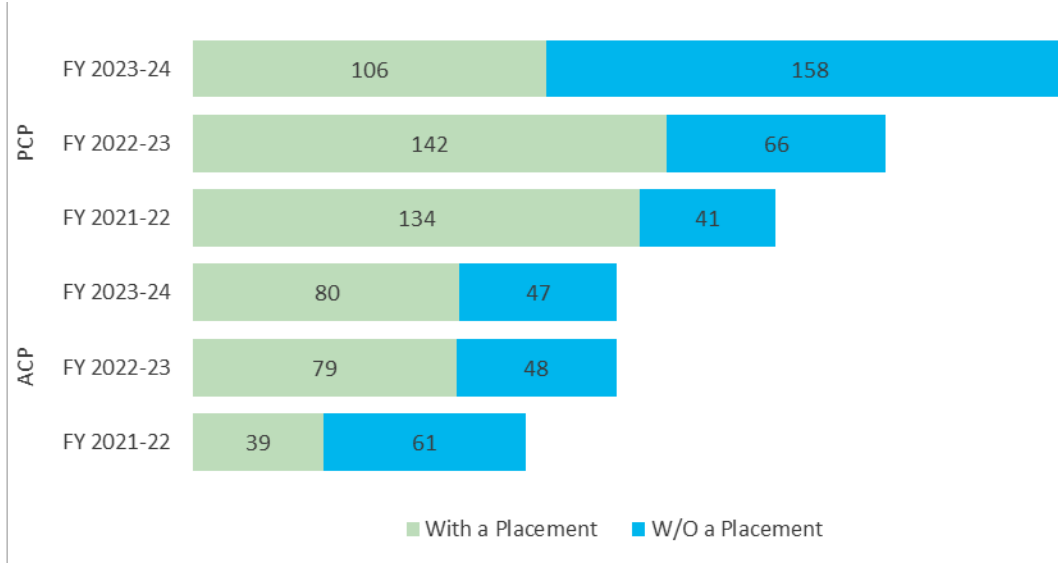


**FIGURE 2: Number of Preceptors by Student Placement Activity and Fiscal Year – All Other Disciplines**



The number of active preceptors in BC Emergency Health Services (BCEHS) is detailed below in Figure 3. This includes all active preceptors for the Primary Care Paramedic and Advanced Care Paramedic courses. While a preceptor may be trained, they may not be actively taking students. Supervision by preceptors in BCEHS' other programs (Critical Care Paramedic, Infant Transfer Team, and Dispatch) are excluded.

**FIGURE 3: Number of BCEHS Preceptors & Placement Activity by Program by Fiscal Year**



One element of Student Education is staff time related to direct supervision of students. These activities include orientation of the students/faculty to the site, unit and/or program, planning of daily learning activities that meet learning objectives, skill demonstrations, supervision of students while they practice, supporting student performance; and, contributing to student assessments and evaluations. To determine the number of full-time staff needed to preceptor students, the number of preceptorship hours are divided by 1,950, the full-time hours of one FTE. Not included in the estimate are time associated with preceptor training, student education administration, clinical educator time in support of student education activities, equipment and supplies, orientation, ID cards, impact on diagnostics, drugs and therapies, computer access, simulation learning events, or other related time and resources. There are additional in-kind costs that teams contribute to student education, but quantifying the approximate staff time is one way of acknowledging PHSA's commitment to students and academic partners across the province.

Table 7 is the number of full time equivalent (FTE) staff needed by discipline to precept students in FY 2023-24. Excluded from this table are medical learners and students in group placements.

**TABLE 7: Preceptored Student Hours and Staff FTE to Support – FY 2023-24**

Discipline	Preceptored Student Hours	Staff FTE equivalent to support
Paramedic	94,159.60	48.29
Nursing	56,692.30	29.07
Therapist	24,246.50	12.43
Other Health	23,046.00	11.82
Technologist/Technician	21,277.50	10.91
Social Work	15,013.00	7.70
Pharmacy	11,850.00	6.08
Medicine (Midwifery)	11,249.00	5.77
Rehabilitation Sciences	8,522.70	4.37
Food & Nutrition	8,124.00	4.17
Administration	3,754.00	1.93

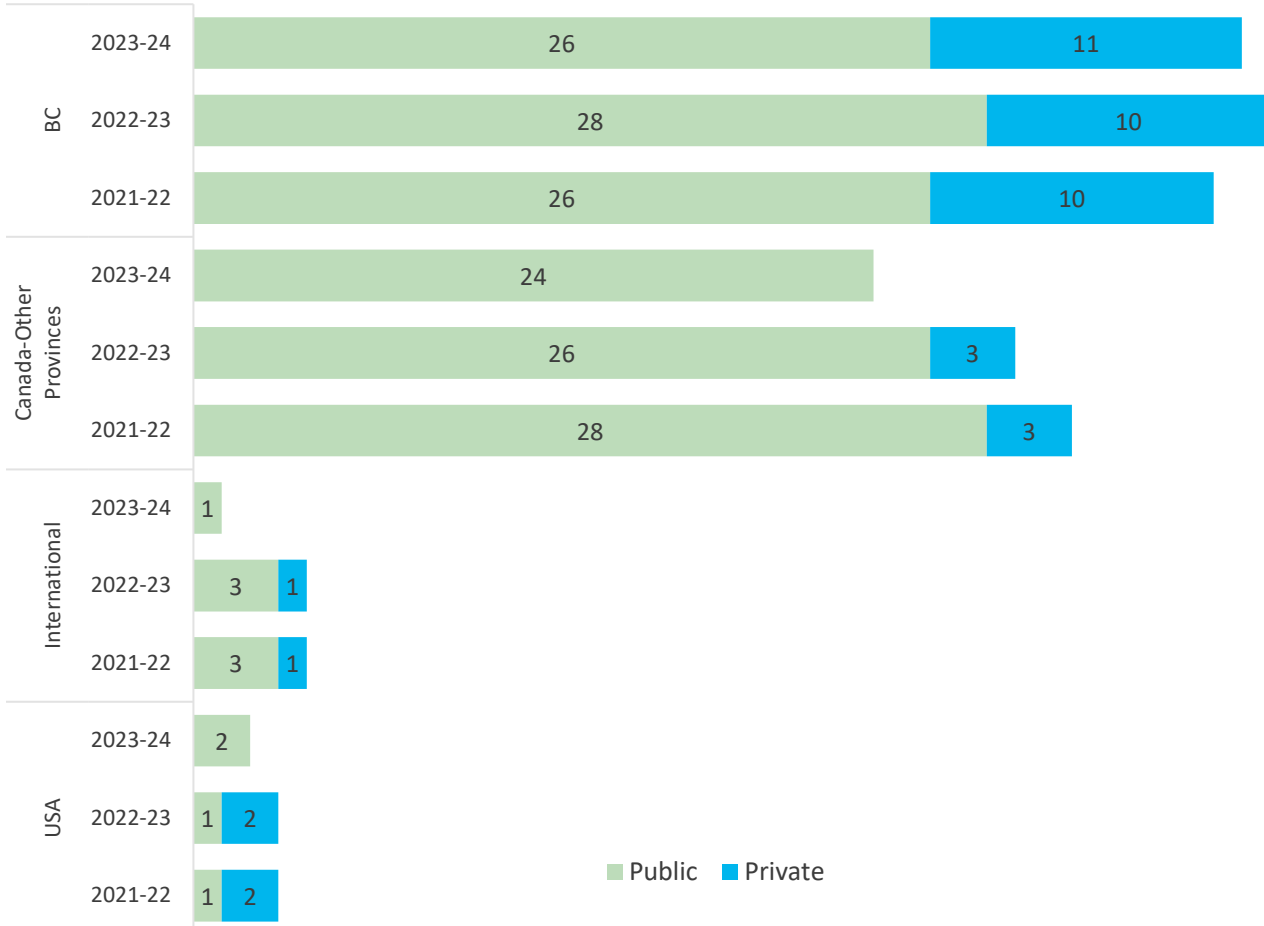
Discipline	Preceptored Student Hours	Staff FTE equivalent to support
Psychology	2,847.00	1.46
Non-Health	1,255.00	0.64
Dental Medicine	926.00	0.47
Management	210.00	0.11
<b>Grand Total</b>	<b>283,172.60</b>	<b>145</b>

## BUILD EFFECTIVE PARTNERSHIPS AND COLLABORATIONS THAT SUPPORT INNOVATION

Student education requires the ongoing cultivation of relationships amongst a range of stakeholders including government, academic institutions, health organizations, regulatory bodies, professional associations, unions, care teams, patients, and the public. In addition to Educational Affiliation Agreements, PHSA participates in a range of formal Advisory Committees, Working Groups and Forums as well as informal and ad hoc meetings and presentations with its partners.

PHSA has affiliation agreements with sixty-four (64) educational institutions, in both the public (83%) and private (17%) sector. See Figure 4 for a breakdown by region and sector. In addition to these, BCEHS has affiliation agreements with JIBC, Columbia Paramedic Academy, and AET Paramedic Academy. PHSA also has an inter-health authority agreement in place with other BC Health Authorities, First Nations Health Authority, and BC Emergency Health Services to support continuing professional development.

**FIGURE 4: Number of Affiliation Agreements by Region and Sector by Fiscal Year**



While PHSA has 64 partnerships in place, 90% of student practice hours for FY 2023-24 were with ten public institutions (see Figure 5). Find a detailed listing of student hours by institution, discipline and sub-discipline in Appendix E. PHSA continues to value its relationships with academic partners. Note that student hours for UBC does not include medical student/resident placements.

**FIGURE 5: Number of Student Hours by Top 10 Educational Institutions by Fiscal Year – All Disciplines**

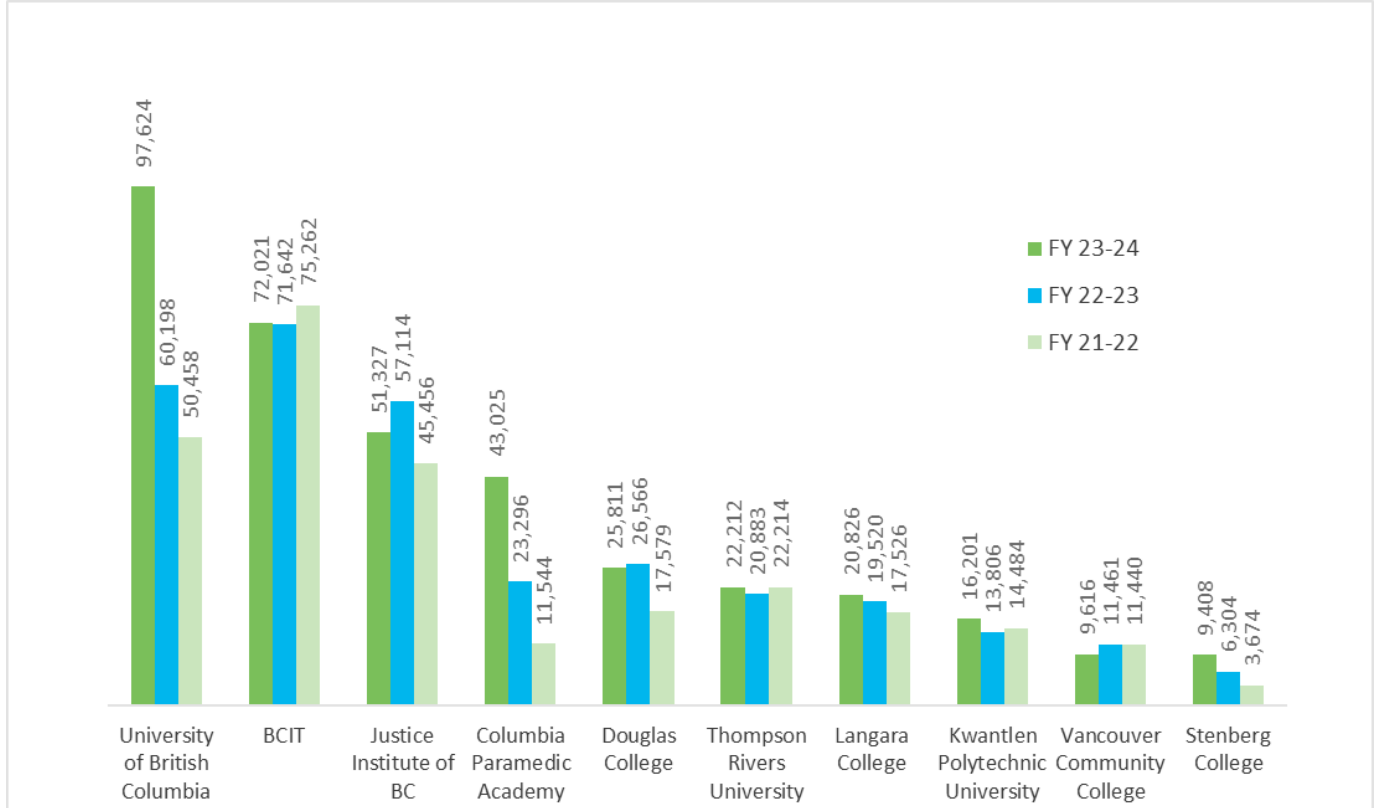


Table 8 details the total number of students for the top five educational institutions by discipline and sub-discipline for each program. The numbers below exclude medical students/residents. Find site specific detail in the applicable program section.

**TABLE 8: Number of Students by Top 5 Educational Institutions by Program – All Disciplines FY 2023 - 24**

Education Institution Discipline/Sub-discipline	BC Cancer	BCCH	BCEHS	BCW	BCMHSUS	BCCDC	PHSA	Grand Total
University of British Columbia	38	307		109	109	8	7	578
Nursing	3	180		48	96		1	328
Bacc Nursing - BScN/BSN/BN	1	174		46	94			315
Nurse Practitioner	1	5			2			8
Nursing - Masters	1	1		2			1	5
Rehabilitation Sciences	3	37		1	5		1	47
Occupational Therapist		16		1	5			22
Physiotherapist	1	19						20
Speech & Language Pathologist/Communications	2	2					1	5
Dental Medicine	12	31						43
Pediatric dentistry/pedodontics		26						26
General Practice Residency	5	4						9

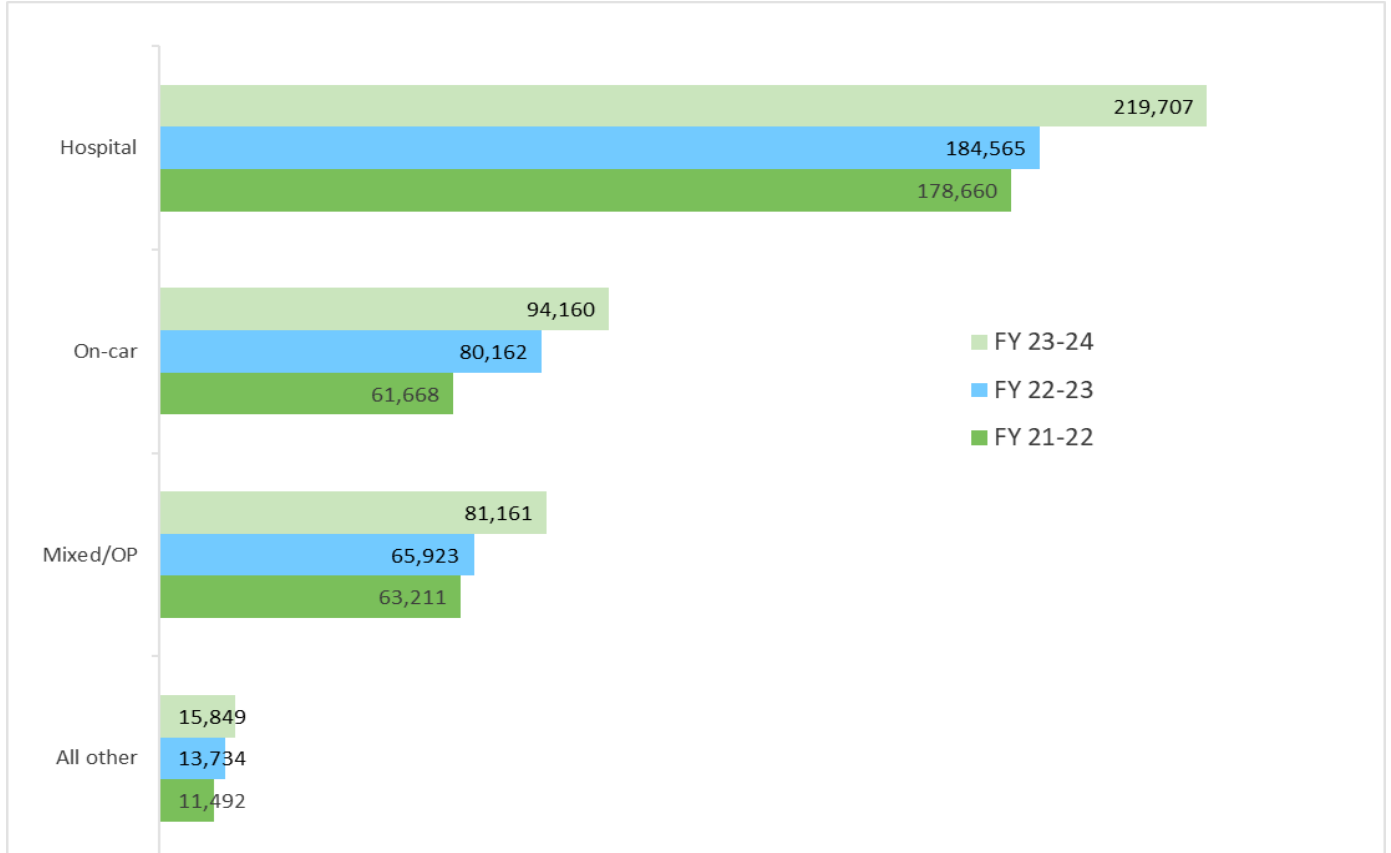
Education Institution Discipline/Sub-discipline	BC Cancer	BCCH	BCEHS	BCW	BCMHSUS	BCCDC	PHSA	Grand Total
Prosthodontics/prosthodontology	4							4
Advanced Dental Residency	3							3
Doctor of Dental Medicine		1						1
Pharmacy	2	32		1	5			40
Pharmacist	2	32		1	5			40
Medicine				39				39
Midwifery				39				39
Food & Nutrition	11	17		4		4		36
Dietitian - Bachelors	9	11		4		4		28
Dietitian - Masters	2	6						8
Other Health	7			15		4	2	28
Master of Science in Medical Genetics	7			15				22
Masters of Public Health						4	2	6
Social Work		9		1	2			12
Master of Social Work		7			2			9
Bachelor of Social Work		2		1				3
Management							3	3
Policy and Planning							3	3
Psychology		1			1			2
Psychology (PHD)		1			1			2
Justice Institute of BC			503	24				527
Paramedic			503	24				527
Primary Care Paramedic - on-car			428					428
Advanced Care Paramedic - on-car			75					75
Paramedic-Advanced/Critical Care				24				24
BCIT	58	263		111	51			483
Nursing		178		94	51			323
Bacc Nursing - BScN/BSN/BN		144		49	51			244
Post-RN Specialty		34		45				79
Technologist/Technician	20	83		12				115
Nuclear Medicine Tech	17	16						33
Sonography Tech		13		12				25
Cardiology/Cardiovascular Tech		24						24
Radiology Tech		11						11
Clinical Genetics Technologist	3	6						9
Medical Laboratory Technologist		6						6
Perfusionist		5						5
Magnetic Resonance Imaging (MRI) Tech		1						1
Electroencephalograph Technologist		1						1
Therapist	36							36
Radiation Therapist	36							36
Administration	1	2		5				8
Medical Office Assistant	1	2		4				7
Health Unit Coordinator/Nursing Unit Clerk				1				1
Other Health	1							1
Biomedical Engineer	1							1
Columbia Paramedic Academy			320					320
Paramedic			320					320

Education Institution Discipline/Sub-discipline	BC Cancer	BCCH	BCEHS	BCW	BCMHSUS	BCCDC	PHSA	Grand Total
Primary Care Paramedic - on-car			266					266
Advanced Care Paramedic - on-car			54					54
Douglas College	1	80		2	109		2	194
Nursing	1	76		2	98			177
Bacc Nursing - BScN/BSN/BN	1	74		2	40			117
Psychiatric Nursing Bacc - BScN/BN/RPN Psych		2			58			60
Other Health					10			10
Community Health and Preventive Medicine					10			10
Social Work		3						3
Child and Youth Care Worker		3						3
Therapist		1			1			2
Recreation Therapist Degree		1			1			2
Non-Health							2	2
Other Non Health Disciplines							2	2
<b>Grand Total</b>	<b>97</b>	<b>650</b>	<b>823</b>	<b>246</b>	<b>269</b>	<b>8</b>	<b>9</b>	<b>2,102</b>

### Placement setting

PHSA programs provide services for people in several care settings. PHSA monitors student activities across placement settings to ensure students have learning opportunities in a variety of patient care settings. See Figure 6 for the distribution of student hours by placement setting.

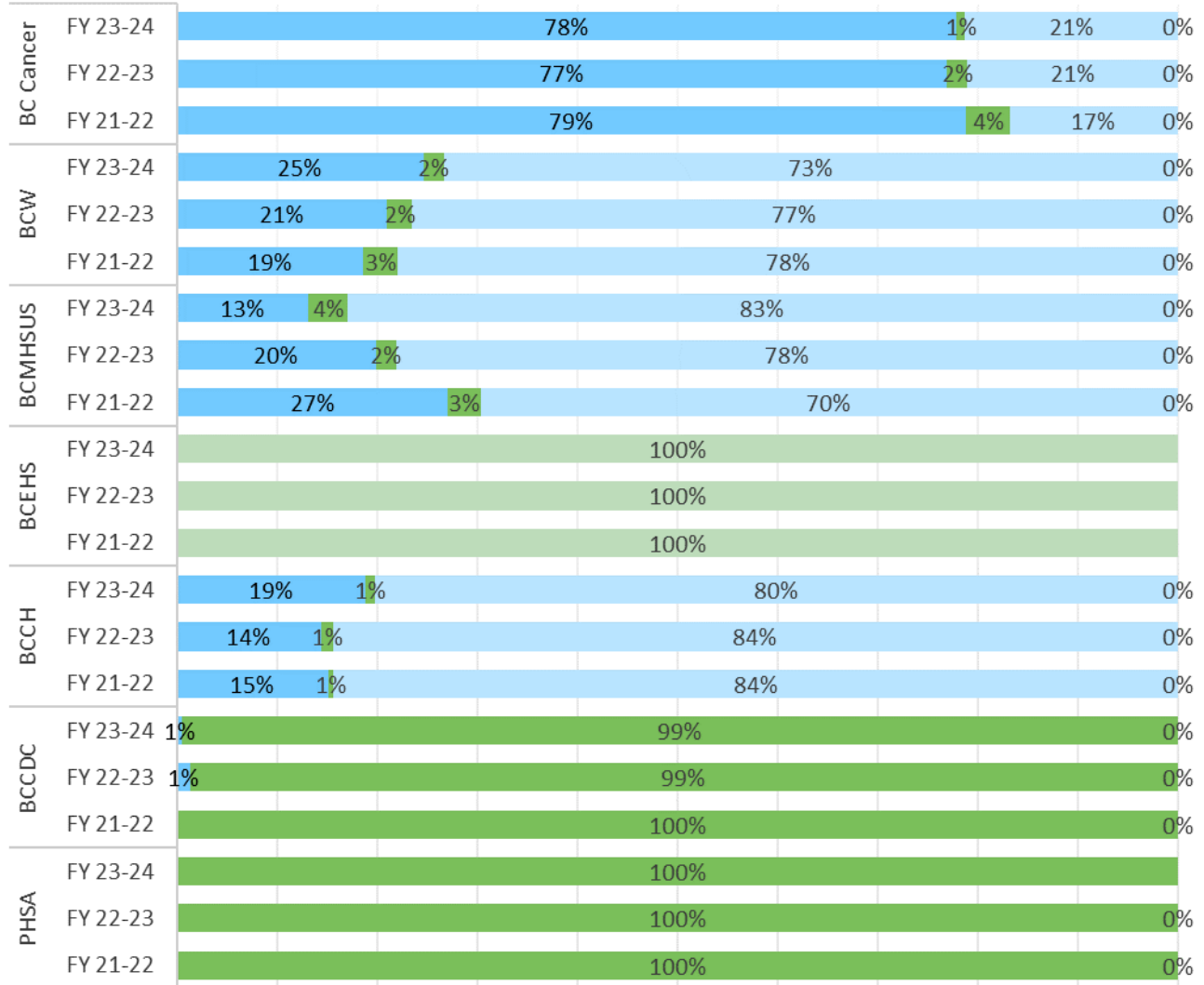
**FIGURE 6:** Distribution of Student Hours by Placement Setting by Fiscal Year



Note: All Other includes Corporate, Community and Population Health

Figure 7 is a further breakdown of practice setting by PHSA program. Please see glossary for definitions of practice settings.

**FIGURE 7: Percent of Student Hours by Practice Setting by Program by Fiscal Year**



■ Mixed/OP   
 ■ Population & Corporate   
 ■ Hospital   
 ■ On-car

## MONITOR THE QUALITY OF CLINICAL LEARNING ENVIRONMENT AND RESULTS

To monitor the quality, make continuous improvements, and resolve any emerging issues; teams, programs, health organizations, academic institutions, government partners and other stakeholders are interested to know more about students' experiences while on their placements. These diverse groups are keen to collaborate on an approach to gather this information in a coordinated way that also attends to the privacy and confidentiality of students' responses.

The processes and approaches for gathering student feedback are varied across discipline, academic program and PHSA programs and include online surveys, formal feedback, meetings and committees, as well as informal suggestions and comments. Currently, PHSA gathers information from a survey embedded in the New Hire Orientation course.

Results from the New Hire Orientation Online Course on Learning Hub, which includes a survey of previous practice placement activities (see Appendix F) are reported for a seventh fiscal year. Combined results are shown in Table 9 and 10.

Out of the 5,024 respondents from April 1, 2023 – March 31, 2024, 13% or 642 had a placement at a PHSA site. This is a slight increase from FY 2022-23, and there was a 4% increase in the total number of survey respondents compared to FY 2022-23. This course is not mandatory so the survey response rate may be lower than actual number of new hires. See Table 9 for a breakdown of new hires by role that represent 85% of the total hires who have completed the survey. The top three sub-disciplines for new hires with a PHSA placement are Nursing-RN, Medical Lab Assistant, and Paramedics.

The top three educational institutions for new hires with a PHSA placement are UBC, BCIT and JIBC. See Table 10 for a breakdown of new hires with a practice placement by educational institution for all institutions with over five placements.

**TABLE 9:** Number of New Hires by Discipline for top 85% - FY 2023 - 24


Discipline	Number of New Hires (with a PHSA Placement)
Nursing - RN	133
Medical Laboratory Assistant	95
Paramedic - Primary Care	80
Other	75
Medical Laboratory Technologist	31
Unit Clerk /Unit Coordinator	22
Nursing - RPN	19
Public Health	16
Social Work	15
Medical Office Assistant	13
Respiratory Therapist	13
Physician	13
Paramedic - Emergency Medical Responder	13
Radiation Therapist	11

**TABLE 10:** Number of New Hires with a PHSA Placement by Educational Institution - FY 2023 - 24

Educational Institution	Number of New Hires (with a PHSA Placement)
University of British Columbia	107
BCIT	104
Justice Institute of BC	75
Other	66
Vancouver Community College	43
Stenberg College	37
Douglas College	28
Langara College	27
West Coast College of Health Care	21
CDI College	19
Thompson Rivers University	18
University of Victoria	17
Kwantlen Polytechnic University	17
Vancouver Career College	13
Simon Fraser University	9
Trinity Western University	6



# PROGRAM SPECIFIC SECTIONS



### Placement Activity

In FY 2023-24, BC Cancer provided 39,685 student hours, an increase of 6% from FY 2022-23 (excluding medical learners). The top 3 disciplines in FY 2023-24 by total student hours are Therapist (56%), Nursing (9%) and Technologists (8%). Find a breakdown of student hours and students by site, discipline, sub-discipline and fiscal year in Table 11.

**TABLE 11:** Total # of Students and Hours by Site, Discipline and Sub-discipline by Fiscal Year

Site/Discipline/Sub-discipline	FY 21-22		FY 22-23		FY 23-24	
	Total Student Hours	Total # of Students	Total Student Hours	Total # of Students	Total Student Hours	Total # of Students
<b>BCC-Van</b>	<b>12,061</b>	<b>74</b>	<b>16,634</b>	<b>71</b>	<b>16,974</b>	<b>80</b>
Therapist	4,700	13	7,488	12	6,938	11
Radiation Therapist	4,400	12	6,788	11	6,938	11
Art Therapist	300	1	700	1		
Technologist/Technician	2,530	19	3,249	20	3,060	23
Clinical Genetics Technologist	1,110	3	1,769	5	1,110	3
Nuclear Medicine Tech	1,120	14	880	11	1,200	15
Medical Laboratory Assistant	300	2	600	4	750	5
Nursing	1,954	13	1,174	8	1,266	6
Bacc Nursing - BScN/BSN/BN	852	7	906	5	1,064	3
Nurse Practitioner	982	5	268	3	178	2
Nursing - Masters	120	1			24	1
Other Health	731	8	1,604	7	1,312	8
Master of Science in Medical Genetics	144	6	1,204	6	1,137	7
Masters of Public Health	412	1	400	1		
Biomedical Engineer	175	1			175	1
Pharmacy			1,320	6	1,360	6
Pharmacy Technician			840	4	1,040	4
Pharmacist			480	2	320	2
Food & Nutrition	600	7	480	2	788	4
Dietitian - Bachelors	600	7	480	2	480	2
Dietitian - Masters					308	2
Administration	496	4	488	4	564	4
Health Unit Coordinator/Nursing Unit Clerk	496	4	488	4	564	4
Psychology	300	1	500	1	600	2
Counselling Psychology	300	1	500	1	600	2
Dental Medicine	300	8	172	7	372	12
General Practice Residency	160	4	120	3	200	5
Doctor of Dental Medicine	140	4	48	3		
Advanced Dental Residency					120	3
Prosthodontics/prosthodontology			4	1	52	4
Rehabilitation Sciences			144	2	338	2
Physiotherapist			144	2	180	1
Speech & Language Pathologist/Communications					158	1
Social Work	450	1				
Master of Social Work	450	1				

Site/Discipline/Sub-discipline	FY 21-22		FY 22-23		FY 23-24	
	Total Student Hours	Total # of Students	Total Student Hours	Total # of Students	Total Student Hours	Total # of Students
Non-Health			16	2	376	2
Other Non Health Disciplines					256	1
Education - General					120	1
Bachelor of Science			16	2		
<b>BCC-Surrey</b>	<b>6,255</b>	<b>18</b>	<b>7,609</b>	<b>22</b>	<b>5,998</b>	<b>13</b>
Therapist	5,675	14	6,113	10	4,950	8
Radiation Therapist	5,675	14	6,113	10	4,950	8
Administration	80	1	1,096	10	208	2
Health Unit Coordinator/Nursing Unit Clerk			856	7	128	1
Medical Office Assistant	80	1	240	3	80	1
Food & Nutrition	40	1	240	1	480	2
Dietitian - Bachelors	40	1	240	1	480	2
Pharmacy	160	1	160	1	360	1
Pharmacy Technician	160	1	160	1	360	1
Psychology	300	1				
Counselling Psychology	300	1				
<b>BCC-Abbot</b>	<b>4,549</b>	<b>19</b>	<b>4,267</b>	<b>14</b>	<b>4,052</b>	<b>12</b>
Therapist	3,043	7	1,200	2	2,400	4
Radiation Therapist	3,043	7	1,200	2	2,400	4
Administration	1,426	11	459	4	512	4
Health Unit Coordinator/Nursing Unit Clerk	1,286	10	384	3	512	4
Medical Office Assistant	140	1	75	1		
Nursing			1,488	3	420	1
Bacc Nursing - BScN/BSN/BN			1,488	3	420	1
Food & Nutrition	80	1	960	4	720	3
Dietitian - Bachelors	80	1	960	4	720	3
Pharmacy			160	1		
Pharmacy Technician			160	1		
<b>BCC-Vic</b>	<b>4,554</b>	<b>11</b>	<b>4,899</b>	<b>13</b>	<b>5,739</b>	<b>16</b>
Therapist	4,275	7	3,675	6	4,275	7
Radiation Therapist	4,275	7	3,675	6	4,275	7
Nursing			384	1	384	1
Bacc Nursing - BScN/BSN/BN			384	1	384	1
Administration			256	2	376	3
Health Unit Coordinator/Nursing Unit Clerk			256	2	256	2
Medical Office Assistant					120	1
Food & Nutrition	40	1	280	2	240	1
Dietitian - Bachelors	40	1	280	2	240	1
Rehabilitation Sciences	79	1	144	1	144	1
Speech & Language Pathologist/Communications	79	1	144	1	144	1
Technologist/Technician	160	2			160	2
Nuclear Medicine Tech	160	2			160	2
Pharmacy			160	1	160	1
Pharmacy Technician			160	1	160	1
<b>BCC-Kel</b>	<b>1,858</b>	<b>6</b>	<b>3,376</b>	<b>11</b>	<b>5,290</b>	<b>17</b>
Therapist	1,238	2	2,438	4	3,600	6

Site/Discipline/Sub-discipline	FY 21-22		FY 22-23		FY 23-24	
	Total Student Hours	Total # of Students	Total Student Hours	Total # of Students	Total Student Hours	Total # of Students
Radiation Therapist	1,238	2	2,438	4	3,600	6
Administration	100	1	468	4	378	3
Health Unit Coordinator/Nursing Unit Clerk	100	1	378	3	378	3
Medical Office Assistant			90	1		
Pharmacy			180	1	720	4
Pharmacy Technician			180	1	720	4
Nursing	520	3	50	1	320	2
Bacc Nursing - BScN/BSN/BN	480	2			240	1
Nurse Practitioner	40	1	50	1	80	1
Food & Nutrition			240	1	240	1
Dietitian - Bachelors			240	1	240	1
Technologist/Technician					32	1
Nuclear Medicine Tech					32	1
<b>BCC-PG</b>	<b>1,499</b>	<b>11</b>	<b>596</b>	<b>4</b>	<b>1,632</b>	<b>10</b>
Nursing	370	3	468	3	1,054	8
Bacc Nursing - BScN/BSN/BN			468	3	624	4
Nurse Practitioner	370	3			250	3
Licensed Practical Nurse					180	1
Administration	413	6	128	1	128	1
Health Unit Coordinator/Nursing Unit Clerk	413	6	128	1	128	1
Therapist	638	1				
Radiation Therapist	638	1				
Social Work					450	1
Master of Social Work					450	1
Rehabilitation Sciences	79	1				
Speech & Language Pathologist/Communications	79	1				
<b>Grand Total</b>	<b>30,775</b>	<b>139</b>	<b>37,380</b>	<b>135</b>	<b>39,685</b>	<b>148</b>

*“The practicum we had to complete at BC Cancer really helped set us up for this job and make the transition from school to work life easier.”*

New employee

## Medical placement activity

The Medical Doctor Undergraduate program (MDUG) had a total of 122 distinct students, representing 157 placements and 2,296 days, at BC Cancer facilities from April 1, 2023 – March 31, 2024. See Table 12 for a breakdown by specialty and site. Please note that the total for the number of distinct students does not represent the sum of the data by site due to the same student having placements in multiple specialties and locations.

**TABLE 12: MDUG Total # of Distinct Students, Placements and Requested Days by Site and Specialty FY 2023-24**

Site/Specialty	# of Distinct Students	# of Placements	Total # of Days
BCC-Abbot	10	12	154
Radiation Oncology	10	12	154
BCC-Kel	18	22	392
Internal Medicine	9	10	224
Medical Oncology	3	4	56
Radiation Oncology	8	8	112
BCC-PG	6	6	84
Radiation Oncology	6	6	84
BCC-Surrey	18	18	308
Medical Oncology	5	5	70
Radiation Oncology	13	13	238
BCC-Van	70	84	1,162
Diagnostic Radiology	7	8	98
Internal Medicine	18	20	252
ObGyn	1	1	14
Oncology	14	14	238
Orthopedics	2	2	28
Radiation Oncology	38	39	532
BCC-Vic	14	15	196
Medical Oncology	8	9	112
Radiation Oncology	6	6	84
<b>Grand Total</b>	<b>122</b>	<b>157</b>	<b>2,296</b>

The Post Graduate Medical Education program (PGME) had a total of 247 distinct students, representing 769 placements and 20,863 days, at BC Cancer facilities from April 1, 2023 – March 31, 2024. See Table 13 for a breakdown by specialty and site. Please note that the total for the number of distinct students does not represent the sum of the data by site due to the same student having placements in multiple specialties and locations.

**TABLE 13: PGME Total # of Distinct Students, Placements and Requested Days by Site and Specialty - FY 2023-24**

Site/Specialty	# of Distinct Students	# of Placements	Total # of Days
BCC-Kel	4	4	49
Palliative	3	3	21
Radiation Oncology	1	1	28
BCC-PG	1	1	28
Radiation Oncology	1	1	28
BCC-Surrey	14	27	600
Medical Oncology	13	15	348
Palliative	4	8	182
Radiation Oncology	3	4	70
BCC-Van	232	720	19,727

Site/Specialty	# of Distinct Students	# of Placements	Total # of Days
Clinical Immunology & Allergy - Adult	3	3	84
Dermatology	16	69	1,932
Diagnostic Radiology	25	111	2,929
Family Medicine	1	1	14
General Surgical Oncology	1	1	28
General Survey	6	7	192
Medical Microbiology	4	4	112
Neurology	28	47	1,302
Neuroradiology	14	25	572
Nuclear Medicine	22	47	1,316
ObGyn	24	39	1,078
Oncology	61	150	4,150
Orthopedics	15	37	1,017
Palliative	11	15	408
Pathology	22	55	1,526
Psychiatry	3	7	213
Radiation Oncology	17	92	2,574
Respirology - Adult	1	1	28
Urology	8	9	252
<b>BCC-Vic</b>	<b>10</b>	<b>17</b>	<b>459</b>
Gynecological Oncology	1	1	28
Hematology	3	3	82
Medical Oncology	1	1	28
Palliative	1	2	29
Psychiatry	2	6	184
Radiation Oncology	3	4	108
<b>Grand Total</b>	<b>247</b>	<b>769</b>	<b>20,863</b>

### Decline reasons

In FY 2023-24, BC Cancer declined a total of 39 placement requests representing 41 students and 8,162 hours. Top reasons for these declines for all sites are shown in Table 14. The top discipline declined by hours is Nursing placements. See Appendix C for all PHSA declines by discipline, program, and reason for FY 2023-24.

**TABLE 14: # of Students and Hours by Discipline, Site and Reasons for Placement Decline - FY 2023-24**

Discipline/Site/Detailed Decline Reason	Decline Reason Total	Total # of Students	Total # of Student Hrs
<b>Nursing</b>	<b>12</b>	<b>14</b>	<b>2,937</b>
BCC-Van	7	9	1,576
Clinical service(s) has changed	1	1	98
No experienced/trained staff to precept > Other priorities assigned to staff (e.g. Training)	2	4	414
No experienced/trained staff to precept > No trained staff to precept	2	2	440
Number of requests exceed available space, equipment or technology	2	2	624
<b>BCC-Kel</b>	<b>2</b>	<b>2</b>	<b>552</b>
No experienced/trained staff to precept > Unfilled position(s) within unit/program	1	1	312
No experienced/trained staff to precept > No trained staff to precept	1	1	240

Discipline/Site/Detailed Decline Reason	Decline Reason Total	Total # of Students	Total # of Student Hrs
BCC-Abbot	1	1	432
No experienced/trained staff to precept > Other priorities assigned to staff (e.g. Training)	1	1	432
BCC-PG	2	2	377
No experienced/trained staff to precept > Other priorities assigned to staff (e.g. Training)	1	1	65
No experienced/trained staff to precept > Unfilled position(s) within unit/program	1	1	312
<b>Administration</b>	<b>18</b>	<b>18</b>	<b>2,244</b>
BCC-Surrey	12	12	1,432
No experienced/trained staff to precept > Other priorities assigned to staff (e.g. Training)	5	5	592
No experienced/trained staff to precept > Due to Staff leave	2	2	256
No experienced/trained staff to precept > No trained staff to precept	2	2	208
Number of requests exceed available space, equipment or technology	3	3	376
BCC-Abbot	4	4	556
No experienced/trained staff to precept > No trained staff to precept	2	2	300
Number of requests exceed available space, equipment or technology	2	2	256
BCC-Van	2	2	256
No experienced/trained staff to precept > Due to Staff leave	1	1	128
Number of requests exceed available space, equipment or technology	1	1	128
<b>Psychology</b>	<b>4</b>	<b>4</b>	<b>1,476</b>
BCC-Van	3	3	900
No experienced/trained staff to precept > No trained staff to precept	2	2	600
Request not suitable for area requested	1	1	300
BCC-Abbot	1	1	576
No experienced/trained staff to precept > No trained staff to precept	1	1	576
<b>Social Work</b>	<b>3</b>	<b>3</b>	<b>1,320</b>
BCC-Van	2	2	900
No experienced/trained staff to precept > No trained staff to precept	1	1	450
Request not suitable for area requested	1	1	450
BCC-Abbot	1	1	420
Request not suitable for area requested	1	1	420
<b>Pharmacy</b>	<b>1</b>	<b>1</b>	<b>160</b>
BCC-Surrey	1	1	160
No experienced/trained staff to precept > No trained staff to precept	1	1	160
<b>Non-Health</b>	<b>1</b>	<b>1</b>	<b>25</b>
BCC-Van	1	1	25
Placement request error	1	1	25
<b>Grand Total</b>	<b>39</b>	<b>41</b>	<b>8,162</b>

## Preceptor activity

Table 15 displays the number of full time equivalent (FTE) staff needed by discipline to precept students in FY 2023-24. Excluded from this table are medical learners and students in group placements.

**TABLE 15: Preceptored Student Hours and Staff FTE to Support – FY 2023-24**

Discipline	Sub-discipline	Preceptored Student Hours	Staff FTE equivalent to support
Therapist	Radiation Therapist	22,163	11.37
Nursing	Bacc Nursing - BScN/BSN/BN	2,732	1.40
	Nurse Practitioner	508	0.26
	Nursing - Masters	24	0.01
	Licensed Practical Nurse	180	0.09
Technologist/Technician	Clinical Genetics Technologist	1,110	0.57
	Medical Laboratory Assistant	750	0.38
	Nuclear Medicine Tech	1,392	0.71
Pharmacy	Pharmacist	320	0.16
	Pharmacy Technician	2,280	1.17
Food & Nutrition	Dietitian - Bachelors	2,160	1.11
	Dietitian - Masters	308	0.16
Administration	Health Unit Coordinator/Nursing Unit Clerk	1,966	1.01
	Medical Office Assistant	200	0.10
Other Health	Biomedical Engineer	175	0.09
	Master of Science in Medical Genetics	1,137	0.58
Psychology	Counselling Psychology	600	0.31
Rehabilitation Sciences	Physiotherapist	180	0.09
	Speech & Language Pathologist/Communications	302	0.16
Social Work	Master of Social Work	450	0.23
Non-Health	Other Non Health Disciplines	256	0.13
	Education - General	120	0.06
Dental Medicine	General Practice Residency	200	0.10
	Prosthodontics/prosthodontology	52	0.03
	Advanced Dental Residency	120	0.06
<b>Grand Total</b>		<b>39,685</b>	<b>20</b>



## BUILD EFFECTIVE PARTNERSHIPS AND COLLABORATIONS THAT SUPPORT INNOVATION

Table 16 indicates the distribution of student hours by educational institution and sub-discipline by fiscal year. Of the 32 educational institutions with an active placement in FY 2023-24, the top three, BCIT, UBC and Sprott Shaw College, represent 80% of total student hours at BC Cancer.

**TABLE 16:** Distribution of Student Placements by Educational Institution and Sub-discipline by Fiscal Year

Education Institution	Sub-discipline	Total Student Hours		
		FY 21-22	FY 22-23	FY 23-24
<b>BCIT</b>		<b>21,913</b>	<b>22,908</b>	<b>24,888</b>
	Radiation Therapist	19,268	20,213	22,163
	Clinical Genetics Technologist	1,110	1,575	1,110
	Nuclear Medicine Tech	1,280	880	1,360
	Medical Office Assistant	80	240	80
	Biomedical Engineer	175		175
<b>University of British Columbia</b>		<b>3,076</b>	<b>5,156</b>	<b>5,213</b>
	Dietitian - Bachelors	760	2,200	2,160
	Master of Science in Medical Genetics	144	1,204	1,137
	Bacc Nursing - BScN/BSN/BN	312	312	312
	Nurse Practitioner	832		98
	Pharmacist		480	320
	Speech & Language Pathologist/Communications	158	144	302
	Counselling Psychology		500	
	General Practice Residency	160	120	200
	Master of Social Work	450		
	Physiotherapist		144	180
	Dietitian - Masters			308
	Doctor of Dental Medicine	140	48	
	Nursing - Masters	120		24
	Advanced Dental Residency			120
	Prosthodontics/prosthodontology		4	52
<b>Sprott Shaw College</b>		<b>1,152</b>	<b>1,152</b>	<b>1,716</b>
	Health Unit Coordinator/Nursing Unit Clerk	1,152	1,152	1,716
<b>CDI College</b>			<b>1,160</b>	<b>1,240</b>
	Pharmacy Technician		1,160	1,240
<b>Vancouver Community College</b>		<b>300</b>	<b>960</b>	<b>1,070</b>
	Medical Laboratory Assistant	300	600	750
	Bacc Nursing - BScN/BSN/BN		360	
	Pharmacy Technician			320
<b>University of Northern British Columbia</b>		<b>410</b>	<b>518</b>	<b>1,324</b>
	Bacc Nursing - BScN/BSN/BN		468	624
	Nurse Practitioner	410	50	250
	Master of Social Work			450
<b>Stenberg College</b>		<b>640</b>	<b>1,120</b>	
	Health Unit Coordinator/Nursing Unit Clerk	480	960	
	Pharmacy Technician	160	160	
<b>University of the Fraser Valley</b>		<b>150</b>	<b>1,131</b>	
	Bacc Nursing - BScN/BSN/BN		1,056	
	Health Unit Coordinator/Nursing Unit Clerk	150		

Education Institution	Sub-discipline	Total Student Hours		
		FY 21-22	FY 22-23	FY 23-24
	Medical Office Assistant		75	
Okanagan College		100	340	790
	Health Unit Coordinator/Nursing Unit Clerk	100	250	250
	Pharmacy Technician			540
	Medical Office Assistant		90	
City University of Seattle		600		600
	Counselling Psychology	600		600
Vancouver Art Therapy Institute		300	700	
	Art Therapist	300	700	
University of British Columbia - Okanagan		660		240
	Bacc Nursing - BScN/BSN/BN	660		240
Camosun College/University of Victoria			384	384
	Bacc Nursing - BScN/BSN/BN		384	384
Kwantlen Polytechnic University		360	16	360
	Bacc Nursing - BScN/BSN/BN	360		360
	Bachelor of Science		16	
College of New Caledonia		143	128	180
	Health Unit Coordinator/Nursing Unit Clerk	143	128	
	Licensed Practical Nurse			180
Thompson Rivers University			432	
	Bacc Nursing - BScN/BSN/BN		432	
Vancouver Island University				420
	Bacc Nursing - BScN/BSN/BN			420
Simon Fraser University		412		
	Masters of Public Health	412		
Queens University			400	
	Masters of Public Health		400	
Douglas College				392
	Bacc Nursing - BScN/BSN/BN			392
Selkirk College			180	180
	Pharmacy Technician		180	180
University of Saskatchewan			240	80
	Nurse Practitioner		240	80
Ashton College		270		
	Health Unit Coordinator/Nursing Unit Clerk	270		
Emily Carr University				256
	Other Non Health Disciplines			256
College of the Rockies			234	
	Bacc Nursing - BScN/BSN/BN		234	
Athabasca University		150		80
	Nurse Practitioner	150		80
University of Manitoba			194	
	Clinical Genetics Technologist		194	
Vancouver Career College		140		
	Medical Office Assistant	140		
Cambria College				120

Education Institution	Sub-discipline	Total Student Hours		
		FY 21-22	FY 22-23	FY 23-24
	Medical Office Assistant			120
Langara College				120
	Education - General			120
Southern Alberta Institute of Technology				32
	Nuclear Medicine Tech			32
University of Victoria			28	
	Nurse Practitioner		28	
<b>Grand Total</b>		<b>30,775</b>	<b>37,380</b>	<b>39,685</b>

# BC CHILDREN'S HOSPITAL (BCCH)



## BUILD STUDENT EDUCATION CAPACITY

### Placement Activity

In FY 2023-24, BC Children's provided 146,788 student hours, an 18% increase over FY 2022-23 (excluding medical learners). Nursing placements represent 52% of total student hours in FY 2023-24. Find a breakdown of student hours and student placements by site, discipline, sub-discipline and fiscal year in Table 17.

**TABLE 17: Total # of Students and Hours by Site, Discipline and Sub-discipline by Fiscal Year**

Discipline/Sub-discipline	FY 21-22		FY 22-23		FY 23-24	
	Total Student Hours	Total # of Students	Total Student Hours	Total # of Students	Total Student Hours	Total # of Students
<b>Nursing</b>	<b>61,180</b>	<b>549</b>	<b>62,345</b>	<b>532</b>	<b>76,248</b>	<b>670</b>
Bacc Nursing - BScN/BSN/BN	53,454	477	55,609	472	71,123	614
Post-RN Specialty	3,920	48	3,858	45	1,749	34
Psychiatric Nursing Bacc - BScN/BN/RPN Psych	1,272	5	1,800	5	720	2
Nurse Practitioner	1,714	15	1,006	9	996	11
Registered Nurse	600	2			1,350	5
Nursing - Masters	220	2	72	1	310	4
<b>Therapist</b>	<b>21,990</b>	<b>86</b>	<b>20,160</b>	<b>82</b>	<b>21,990</b>	<b>86</b>
Respiratory Therapist	20,580	84	19,355	79	20,580	84
Recreation Therapist Degree	560	1	805	3	560	1
Music Therapist	850	1			850	1
<b>Technologist/Technician</b>	<b>18,351</b>	<b>51</b>	<b>15,107</b>	<b>53</b>	<b>15,808</b>	<b>90</b>
Medical Laboratory Technologist	9,750	10	6,300	4	9,450	6
Sterile Processing Technician	3,188	8	2,385	6		
Clinical Genetics Technologist	1,760	5	1,330	4	2,190	6
Radiology Tech	1,958	14	1,079	8	726	12
Nuclear Medicine Tech	480	6	1,200	16	1,200	16
Medical Laboratory Assistant	300	2	600	4	870	6
Sonography Tech	210	1	1,162	5	189	13
Perfusionist	225	2	451	4	563	5
Magnetic Resonance Imaging (MRI) Technology/Technician			600	2	300	1
Electroencephalograph Technologist	480	3			140	1
Cardiology/Cardiovascular Tech					180	24
<b>Pharmacy</b>	<b>9,480</b>	<b>54</b>	<b>9,560</b>	<b>48</b>	<b>7,840</b>	<b>38</b>
Pharmacist	8,520	48	8,120	39	7,040	33
Pharmacy Technician	960	6	1,440	9	800	5
<b>Social Work</b>	<b>7,114</b>	<b>17</b>	<b>5,168</b>	<b>12</b>	<b>9,853</b>	<b>22</b>
Master of Social Work	5,894	13	3,612	8	4,950	11
Child and Youth Care Worker	1,220	4	800	2	3,727	8
Bachelor of Social Work			756	2	1,176	3
<b>Rehabilitation Sciences</b>	<b>3,748</b>	<b>21</b>	<b>5,255</b>	<b>28</b>	<b>6,419</b>	<b>41</b>
Occupational Therapist	1,814	9	3,150	15	3,510	16
Physiotherapist	1,296	7	1,134	7	1,863	19
Rehabilitation Assistant	480	4	585	3	600	4
Speech & Language Pathologist/Communications	158	1	158	1	446	2
Audiologist			225	1		
Prosthetist			3	1		

Discipline/Sub-discipline	FY 21-22		FY 22-23		FY 23-24	
	Total Student Hours	Total # of Students	Total Student Hours	Total # of Students	Total Student Hours	Total # of Students
<b>Food &amp; Nutrition</b>	1,696	16	1,320	9	3,736	17
Dietitian - Bachelors	1,696	16	1,320	9	2,640	11
Dietitian - Masters					1,096	6
<b>Psychology</b>	2,056	4	1,564	4	2,040	4
Psychology (PHD)	1,256	3	1,564	4	2,040	4
Clinical Psychology	800	1				
<b>Other Health</b>	2,346	7	1,236	3	1,130	4
Masters of Public Health	1,636	4	1,236	3	450	1
Child Life Specialist	360	1			360	1
Biomedical Engineer	350	2				
Pathology Assistant					320	2
<b>Administration</b>	1,496	13	2,240	22	970	8
Health Unit Coordinator/Nursing Unit Clerk	1,052	9	1,580	14	810	6
Medical Office Assistant	384	3	480	6	160	2
Master of Library and Information Services			120	1		
Library and Information Technology	60	1	60	1		
<b>Dental Medicine</b>	584	57	184	7	554	31
Doctor of Dental Medicine	544	56	8	1	40	1
Pediatric dentistry/pedodontics			16	2	354	26
General Practice Residency	40	1	160	4	160	4
<b>Health Information Management</b>	1,080	18	40	1		
Health Information Management	1,080	18	40	1		
<b>Non-Health</b>	100	1			200	1
Other Non Health Disciplines	100	1			200	1
<b>Management</b>			70	1		
Policy and Planning			70	1		
<b>Grand Total</b>	<b>131,221</b>	<b>894</b>	<b>124,248</b>	<b>802</b>	<b>146,788</b>	<b>1,012</b>

*I loved my 6-week placement at BCCH. Everyone was so friendly and welcoming. It was a wonderful learning experience."*

New employee

## Medical placement activity

The Medical Doctor Undergraduate program (MDUG) had a total of 329 distinct students, representing 937 placements and 15,092 days at BC Children's Hospital and Sunny Hill Health Centre facilities from April 1, 2023 – March 31, 2024. See Table 18 for a breakdown by site and specialty. Please note that the total for the number of distinct students does not represent the sum of the data by site due to the same student having placements in multiple specialties and locations.

**TABLE 18: MDUG Total # of Distinct Students, Placements and Requested Days by Site and Specialty - FY 2023-24**

Site/Specialty	# of Distinct Students	# of Placements	Total # of Days
BCCH	329	937	15,092
Anesthesiology	175	176	2,464
Cardiology	28	39	553
Emergency	5	6	70
Endocrinology	4	5	112
Gastroenterology	2	2	56
Infectious Disease	5	5	140
Medical Biochemistry	24	34	518
Neurology - Pediatric	24	33	476
Neurosurgery	2	3	42
Ophthalmology	112	112	805
Orthopedic Surgery	8	10	112
Otolaryngology	9	11	154
Pathology	6	6	154
Pediatrics	151	260	4,634
Plastic Surgery	7	7	98
Psychiatry	120	228	4,704
<b>Grand Total</b>	<b>329</b>	<b>937</b>	<b>15,092</b>

The Post Graduate Medical Education program (PGME) had a total of 615 distinct students, representing 2,092 placements and 55,507 days, arriving at BC Children's Hospital and Sunny Hill Health Centre facilities from April 1, 2023 – March 31, 2024. See Table 19 for a breakdown by site and specialty. Please note that the total for the number of distinct students does not represent the sum of the data by site due to the same student having placements in multiple specialties and locations.

**TABLE 19: PGME Total # of Distinct Students, Placements and Requested Days by Site and Specialty - FY 2023-24**

Site/Specialty	# of Distinct Students	# of Placements	Total # of Days
BCCH	614	2,060	54,612
Anesthesiology	52	90	2,266
Cardiac Surgery	2	9	252
Cardiology	28	39	1,092
Critical Care	66	96	2,971
Dermatology	1	1	28
Diagnostic Radiology	24	32	688
Emergency	184	214	4,973
Endocrinology	26	37	977
Family Medicine	1	1	28
Gastroenterology	17	23	644
Hematology	2	2	56
Infectious Disease	14	21	592
Internal Medicine	2	2	56

Site/Specialty	# of Distinct Students	# of Placements	Total # of Days
Medical Biochemistry	20	29	807
Medical Genetics	5	10	266
Medical Oncology	2	2	56
Neurology - Pediatric	52	92	2,143
Neuropathology	3	5	140
Neuroradiology	2	2	54
Neurosurgery	6	12	337
Nuclear Medicine	21	38	1,064
ObGyn	37	50	1,191
Ophthalmology	22	61	1,597
Orthopedic Surgery	15	34	952
Otolaryngology	13	85	2,384
Pediatrics	215	857	22,308
Physical Medicine & Rehabilitation	3	8	212
Plastic Surgery	11	16	447
Psychiatry	51	171	5,463
Rheumatology	18	21	568
SunnyHill	22	32	895
Developmental Pediatrics	15	17	471
Pediatrics	4	7	198
Physical Medicine & Rehabilitation	3	8	226
<b>Grand Total</b>	<b>615</b>	<b>2,092</b>	<b>55,507</b>

*“Having had the practicum at Sunny Hill definitely confirmed where I wanted to work after graduating.”*

New employee

## Decline reasons

In FY 2023-24, BCCH and Sunny Hill declined a total of 82 placement requests representing 82 students and 17,688 hours. Table 20 indicates the top reasons for these declines for all disciplines. The top discipline declined is nursing placements. See Appendix C for all PHSA declines by discipline, program and reason for FY 2023-24.

**TABLE 20: # of Students and Hours by Discipline, Site & Reasons for Placement Decline - FY 2023-24**

Discipline/Site/Detailed Decline Reason	Decline Reason Total	Total # of Students	Total # of Student Hrs
<b>Nursing</b>	<b>67</b>	<b>67</b>	<b>13,183</b>
BCCH	66	66	12,751
Closure of beds, unit or program during placement period	1	1	208
Exceptional circumstances (provide explanation)	12	12	2,072
No experienced/trained staff to precept > Other priorities assigned to staff (e.g. Training)	1	1	220
No experienced/trained staff to precept > No trained staff to precept	5	5	876
Number of requests exceed available space, equipment or technology	2	2	768

Discipline/Site/Detailed Decline Reason	Decline Reason Total	Total # of Students	Total # of Student Hrs
Number of requests exceed available staff or shift rotations	12	12	3,372
Placement request error	26	26	4,583
Request not suitable for area requested	7	7	652
<b>SunnyHill</b>	<b>1</b>	<b>1</b>	<b>432</b>
Number of requests exceed available staff or shift rotations	1	1	432
<b>Social Work</b>	<b>7</b>	<b>7</b>	<b>2,930</b>
<b>BCCH</b>	<b>7</b>	<b>7</b>	<b>2,930</b>
No experienced/trained staff to precept > Unfilled position(s) within unit/program	2	2	756
No experienced/trained staff to precept > No trained staff to precept	3	3	1,324
Number of requests exceed available staff or shift rotations	1	1	450
Placement request error	1	1	400
<b>Psychology</b>	<b>4</b>	<b>4</b>	<b>1,200</b>
<b>BCCH</b>	<b>4</b>	<b>4</b>	<b>1,200</b>
Number of requests exceed available staff or shift rotations	4	4	1,200
<b>Pharmacy</b>	<b>1</b>	<b>1</b>	<b>200</b>
<b>BCCH</b>	<b>1</b>	<b>1</b>	<b>200</b>
Number of requests exceed available staff or shift rotations	1	1	200
<b>Administration</b>	<b>1</b>	<b>1</b>	<b>128</b>
<b>BCCH</b>	<b>1</b>	<b>1</b>	<b>128</b>
No experienced/trained staff to precept > Other priorities assigned to staff (e.g. Training)	1	1	128
<b>Health Information Management</b>	<b>1</b>	<b>1</b>	<b>40</b>
<b>BCCH</b>	<b>1</b>	<b>1</b>	<b>40</b>
No Reply from Destination (RC users)	1	1	40
<b>Technologist/Technician</b>	<b>1</b>	<b>1</b>	<b>8</b>
<b>BCCH</b>	<b>1</b>	<b>1</b>	<b>8</b>
No experienced/trained staff to precept > Other priorities assigned to staff (e.g. Training)	1	1	8
<b>Grand Total</b>	<b>82</b>	<b>82</b>	<b>17,688</b>

### Preceptor activity

Table 21 displays the number of full time equivalent (FTE) staff needed by discipline to precept students in FY 2023-24. Excluded from this table are medical learners and students in group placements.

**TABLE 21: Preceptored Student Hours and Staff FTE to Support – FY 2023-24**

Discipline	Sub-discipline	Preceptored Student Hours	Staff FTE equivalent to support
Nursing	Bacc Nursing - BScN/BSN/BN	19,324	9.91
	Nurse Practitioner	996	0.51
	Nursing - Masters	310	0.16
	Post-RN Specialty	864	0.44
	Psychiatric Nursing Bacc - BScN/BN/RPN Psych	720	0.37
	Registered Nurse	1,350	0.69
Technologist/Technician	Clinical Genetics Technologist	2,190	1.12
	Electroencephalograph Technologist	140	0.07



Discipline	Sub-discipline	Preceptored Student Hours	Staff FTE equivalent to support
	Magnetic Resonance Imaging (MRI) Technology/Technician	300	0.15
	Medical Laboratory Assistant	870	0.45
	Medical Laboratory Technologist	9,450	4.85
	Nuclear Medicine Tech	1,200	0.62
	Perfusionist	563	0.29
	Radiology Tech	710	0.36
	Sonography Tech	189	0.10
	Cardiology/Cardiovascular Tech	180	0.09
Social Work	Bachelor of Social Work	1,176	0.60
	Child and Youth Care Worker	3,127	1.60
	Master of Social Work	4,950	2.54
Pharmacy	Pharmacist	7,040	3.61
	Pharmacy Technician	800	0.41
Rehabilitation Sciences	Occupational Therapist	3,510	1.80
	Physiotherapist	1,863	0.96
	Rehabilitation Assistant	600	0.31
	Speech & Language Pathologist/Communications	446	0.23
Food & Nutrition	Dietitian - Bachelors	2,640	1.35
	Dietitian - Masters	1,096	0.56
Psychology	Psychology (PHD)	2,040	1.05
Therapist	Music Therapist	850	0.44
	Recreation Therapist Degree	560	0.29
Other Health	Child Life Specialist	360	0.18
	Masters of Public Health	450	0.23
	Pathology Assistant	320	0.16
Administration	Health Unit Coordinator/Nursing Unit Clerk	810	0.42
	Medical Office Assistant	160	0.08
Dental Medicine	Doctor of Dental Medicine	40	0.02
	General Practice Residency	160	0.08
	Pediatric dentistry/pedodontics	354	0.18
Non-Health	Other Non Health Disciplines	200	0.10
<b>Grand Total</b>		<b>72,908</b>	<b>37</b>

*“I loved my placement at BC Children’s hospital, it is one of the main reasons I wanted to work in the new role I am currently starting.”*

New employee

## BUILD EFFECTIVE PARTNERSHIPS AND COLLABORATIONS THAT SUPPORT INNOVATION

Table 22 indicates the distribution of student hours by educational institution and sub-discipline by fiscal year. Of the 35 educational institutions with an active placement in FY 2023-24, the top three were UBC, BCIT and Thompson Rivers University, represent 65% of all student hours at BC Children's.

**TABLE 22:** Distribution of Student Placements by Educational Institution and Sub-discipline by FY

Education Institution	Sub-discipline	Total Student Hours		
		FY 21-22	FY 22-23	FY 23-24
<b>University of British Columbia</b>		<b>28,990</b>	<b>24,629</b>	<b>44,137</b>
	Bacc Nursing - BScN/BSN/BN	11,984	7,200	22,684
	Pharmacist	8,320	8,120	6,800
	Occupational Therapist	1,814	3,150	3,510
	Master of Social Work	2,700	1,800	3,150
	Dietitian - Bachelors	1,696	1,320	2,640
	Physiotherapist	1,296	1,134	1,863
	Bachelor of Social Work		756	756
	Nurse Practitioner	202	306	598
	Dietitian - Masters			1,096
	Speech & Language Pathologist/Communications	158	158	446
	Doctor of Dental Medicine	544	8	40
	Pediatric dentistry/pedodontics		16	354
	General Practice Residency	40	160	160
	Nursing - Masters	220	72	24
	Audiologist		225	
	Master of Library and Information Services		120	
	Policy and Planning		70	
	Psychology (PHD)	16	14	16
<b>BCIT</b>		<b>30,141</b>	<b>29,998</b>	<b>29,719</b>
	Bacc Nursing - BScN/BSN/BN	10,940	13,536	12,888
	Medical Laboratory Technologist	9,750	6,300	9,450
	Post-RN Specialty	3,920	3,858	1,749
	Clinical Genetics Technologist	1,760	1,330	2,190
	Radiology Tech	1,926	1,079	710
	Nuclear Medicine Tech	480	1,200	1,200
	Sonography Tech	210	1,162	189
	Perfusionist	225	451	563
	Magnetic Resonance Imaging (MRI) Technology/Technician		600	300
	Medical Office Assistant		480	160
	Electroencephalograph Technologist	480		140
	Biomedical Engineer	350		
	Cardiology/Cardiovascular Tech			180
	Other Non Health Disciplines	100		
	Prosthetist		3	
<b>Thompson Rivers University</b>		<b>21,180</b>	<b>19,355</b>	<b>21,180</b>
	Respiratory Therapist	20,580	19,355	20,580
	Registered Nurse	600		600
<b>Douglas College</b>		<b>9,769</b>	<b>12,346</b>	<b>12,252</b>
	Bacc Nursing - BScN/BSN/BN	7,049	8,901	9,772

Education Institution	Sub-discipline	Total Student Hours		
		FY 21-22	FY 22-23	FY 23-24
	Psychiatric Nursing Bacc - BScN/BN/RPN Psych	1,080	1,800	720
	Child and Youth Care Worker		800	1,200
	Recreation Therapist Degree	560	805	560
	Health Information Management	1,080	40	
<b>Langara College</b>		<b>8,520</b>	<b>11,888</b>	<b>10,986</b>
	Bacc Nursing - BScN/BSN/BN	8,520	11,828	10,986
	Library and Information Technology		60	
<b>Kwantlen Polytechnic University</b>		<b>6,971</b>	<b>7,209</b>	<b>6,831</b>
	Bacc Nursing - BScN/BSN/BN	6,779	7,209	6,081
	Registered Nurse			750
	Psychiatric Nursing Bacc - BScN/BN/RPN Psych	192		
<b>Vancouver Community College</b>		<b>6,714</b>	<b>6,262</b>	<b>4,586</b>
	Bacc Nursing - BScN/BSN/BN	2,646	2,448	3,096
	Sterile Processing Technician	3,188	2,385	
	Medical Laboratory Assistant	300	600	750
	Pharmacy Technician	160	320	320
	Health Unit Coordinator/Nursing Unit Clerk	420	284	
	Rehabilitation Assistant		225	420
<b>Trinity Western University</b>		<b>3,456</b>	<b>3,960</b>	<b>4,464</b>
	Bacc Nursing - BScN/BSN/BN	3,456	3,960	4,464
<b>Simon Fraser University</b>		<b>2,476</b>	<b>2,386</b>	<b>2,024</b>
	Psychology (PHD)	1,240	1,150	2,024
	Masters of Public Health	1,236	1,236	
<b>University of the Fraser Valley</b>		<b>2,726</b>	<b>528</b>	<b>3,055</b>
	Child and Youth Care Worker	1,220		2,527
	Bacc Nursing - BScN/BSN/BN	1,056	528	528
	Master of Social Work	450		
<b>University of Victoria</b>		<b>812</b>	<b>925</b>	<b>1,462</b>
	Nurse Practitioner	812	75	276
	Master of Social Work		450	450
	Masters of Public Health			450
	Psychology (PHD)		400	
	Nursing - Masters			286
<b>University of British Columbia - Okanagan</b>		<b>690</b>	<b>900</b>	<b>1,140</b>
	Master of Social Work	450	900	900
	Bacc Nursing - BScN/BSN/BN	240		240
<b>Stenberg College</b>		<b>760</b>	<b>1,464</b>	<b>480</b>
	Pharmacy Technician	640	1,120	480
	Health Unit Coordinator/Nursing Unit Clerk	120	344	
<b>Sprott Shaw College</b>		<b>896</b>	<b>952</b>	<b>810</b>
	Health Unit Coordinator/Nursing Unit Clerk	512	952	810
	Medical Office Assistant	384		
<b>Capilano University</b>		<b>850</b>		<b>850</b>
	Music Therapist	850		850
<b>Renison University College</b>		<b>924</b>	<b>462</b>	
	Master of Social Work	924	462	
<b>University of Windsor</b>		<b>1,220</b>		

Education Institution	Sub-discipline	Total Student Hours		
		FY 21-22	FY 22-23	FY 23-24
	Clinical Psychology	800		
	Master of Social Work	420		
Wilfrid Laurier University		950		
	Master of Social Work	950		
University of Toronto		500		450
	Master of Social Work			450
	Nurse Practitioner	300		
	Pharmacist	200		
Okanagan College		360	360	180
	Rehabilitation Assistant	360	360	180
University of Northern British Columbia		400	375	122
	Nurse Practitioner	400	375	122
Camosun College/University of Victoria		384		384
	Bacc Nursing - BScN/BSN/BN	384		384
McMaster University		360		360
	Child Life Specialist	360		360
Nicola Valley Institute of Technology				420
	Bachelor of Social Work			420
Queens University		400		
	Bacc Nursing - BScN/BSN/BN	400		
Lakehead University		400		
	Masters of Public Health	400		
University of Alberta			100	240
	Pharmacist			240
	Nurse Practitioner		100	
University of Calgary				320
	Pathology Assistant			320
Vancouver School of Theology				200
	Other Non Health Disciplines			200
CDI College		160		
	Pharmacy Technician	160		
Athabasca University			150	
	Nurse Practitioner		150	
Cambria College				120
	Medical Laboratory Assistant			120
College of the North Atlantic		120		
	Rehabilitation Assistant	120		
Langara College		60		
	Library and Information Technology	60		
Camosun College		32		16
	Radiology Tech	32		16
<b>Grand Total</b>		<b>131,221</b>	<b>124,248</b>	<b>146,788</b>

# BC WOMEN'S HOSPITAL & HEALTH CENTRE (BCW)

## BUILD STUDENT EDUCATION CAPACITY

### Placement Activity

In FY 2023-24, BCW provided 58,625 student hours, an increase of 16% from FY 2022-23 (excluding medical learners). Nursing placements represent 53% of total student hours in FY 2023-24. Find a breakdown of student hours and student placements by discipline and sub-discipline and fiscal year in Table 23.

**TABLE 23:** Total # of Students and Hours by Site, Discipline and Sub-discipline by Fiscal Year

Discipline/Sub-discipline	FY 21-22		FY 22-23		FY 23-24	
	Total Student Hours	Total # of Students	Total Student Hours	Total # of Students	Total Student Hours	Total # of Students
<b>Nursing</b>	33,775	279	29,045	239	30,971	244
Bacc Nursing - BScN/BSN/BN	22,018	168	19,205	147	25,742	193
Post-RN Specialty	11,409	108	9,414	88	4,797	45
Nurse Practitioner	308	2	336	3	205	2
Nursing - Masters	40	1	90	1	227	4
<b>Medicine</b>	1,520	12	9,748	33	11,249	39
Midwifery	1,520	12	9,748	33	11,249	39
<b>Other Health</b>	4,824	15	6,880	13	9,874	16
Master of Science in Medical Genetics	3,972	12	6,480	12	9,454	15
Masters of Public Health	852	3	400	1	420	1
<b>Technologist/Technician</b>	2,240	12	2,310	13	2,234	13
Sonography Tech	2,240	12	2,310	13	2,114	12
Medical Laboratory Assistant					120	1
<b>Administration</b>	2,144	23	904	9	528	6
Medical Office Assistant	1,040	13	400	5	320	4
Health Unit Coordinator/Nursing Unit Clerk	1,020	9	420	3	208	2
Medical Transcriptionist	84	1	84	1		
<b>Food &amp; Nutrition</b>	440	2	560	3	960	4
Dietitian - Bachelors	440	2	560	3	960	4
<b>Therapist</b>			336	12	996	36
Massage Therapist			336	12	996	36
<b>Social Work</b>	450	1			828	2
Master of Social Work	450	1			450	1
Bachelor of Social Work					378	1
<b>Rehabilitation Sciences</b>	369	2	188	1	263	1
Occupational Therapist	369	2	188	1	263	1
<b>Pharmacy</b>			160	1	530	4
Pharmacy Technician			160	1	480	3
Pharmacist					50	1
<b>Paramedic</b>	120	15	248	31	192	24
Paramedic-Advanced/Critical Care	120	15	248	31	192	24
<b>Health Information Management</b>	73	1	220	1		
Health Information Management	73	1	220	1		
<b>Management</b>			70	1		
Policy and Planning			70	1		
<b>Grand Total</b>	<b>45,954</b>	<b>362</b>	<b>50,668</b>	<b>357</b>	<b>58,625</b>	<b>389</b>

## Medical placement activity

The Medical Doctor Undergraduate program (MDUG) had a total of 221 distinct students, representing 305 placements and 5,089 days, arriving at BC Women's Hospital facilities from April 1, 2023 – March 31, 2024. See Table 24 for a breakdown by site and specialty. Please note that the total for the number of distinct students does not represent the sum of the data by site due to the same student having placements in multiple specialties and locations.

**TABLE 24:** MDUG Total # of Distinct Students, Placements and Requested Days by Site and Specialty - FY 2023-24

Site/Specialty	# of Distinct Students	# of Placements	Total # of Days
BCW	221	305	5,089
Anesthesiology	179	181	2,520
Family Medicine	24	29	672
Medical Genetics	5	5	84
ObGyn	41	79	1,659
Pediatrics	1	1	28
Psychiatry	9	10	126
<b>Grand Total</b>	<b>221</b>	<b>305</b>	<b>5,089</b>

The Post Graduate Medical Education program (PGME) had a total of 282 distinct students, representing 667 placements and 17,546 days, arriving at BC Women's Hospital facilities from April 1, 2022 – March 31, 2023. See Table 25 for a breakdown by site and specialty. Please note that the total for the number of distinct students does not represent the sum of the data by site due to the same student having placements in multiple specialties and locations.

**TABLE 25:** PGME Total # of Distinct Students, Placements and Requested Days by Site and Specialty - FY 2023-24

Site/Specialty	# of Distinct Students	# of Placements	Total # of Days
BCW	282	667	17,546
Anesthesiology	46	89	2,330
Diagnostic Radiology	7	8	224
Emergency Medicine - Pediatrics	32	34	913
Endocrinology	1	1	28
Family Medicine	14	15	346
General Internal Medicine	2	2	53
Gynecological Reproductive Endocrinology & Infertili	2	10	280
Hematology	3	4	89
Infectious Disease	4	5	113
Internal Medicine	1	2	56
Medical Genetics	6	17	474
Neonatal Perinatal Medicine	40	85	2,170
ObGyn	108	322	8,606
Pediatrics	39	47	1,094
Physical Medicine & Rehabilitation	1	1	14
Psychiatry	8	25	756
<b>Grand Total</b>	<b>282</b>	<b>667</b>	<b>17,546</b>

## Decline reasons

In FY 2023-24, BCW declined a total of 31 placement requests representing 45 students and 8,978 hours. See top reasons for these declines in Table 26 and the top discipline declined is Nursing. See Appendix C for all PHSA declines by discipline, program, and reason for FY 2023-24.

**TABLE 26: # of Students and Hours by Discipline, Site and Reasons for Placement Decline - FY 2023-24**

Discipline/Detailed Decline Reason	Decline Reason Total	Total # of Students	Total # of Student Hrs
<b>Nursing</b>	<b>19</b>	<b>29</b>	<b>5,996</b>
Exceptional circumstances (provide explanation)	3	3	288
No experienced/trained staff to precept > Other priorities assigned to staff (e.g. Training)	1	1	40
Number of requests exceed available space, equipment or technology	2	9	1,420
Number of requests exceed available staff or shift rotations	7	10	2,432
Placement request error	4	4	1,192
Request not suitable for area requested	2	2	624
<b>Social Work</b>	<b>3</b>	<b>3</b>	<b>1,350</b>
No Reply from Destination (RC users)	1	1	450
Placement request error	2	2	900
<b>Psychology</b>	<b>4</b>	<b>4</b>	<b>1,200</b>
Number of requests exceed available staff or shift rotations	3	3	900
Request not suitable for area requested	1	1	300
<b>Administration</b>	<b>3</b>	<b>3</b>	<b>384</b>
Number of requests exceed available staff or shift rotations	3	3	384
<b>Emergency Medical Technology</b>	<b>2</b>	<b>6</b>	<b>48</b>
Exceptional circumstances (provide explanation)	2	6	48
<b>Grand Total</b>	<b>31</b>	<b>45</b>	<b>8,978</b>

*“My practicum at PHSA CWs was wonderful and definitely influenced my desire to work at BCW. I had tons of learning opportunities and felt welcomed by all staff.”*

New employee

## Preceptor activity

Table 27 displays the number of full time equivalent (FTE) staff needed by discipline to precept students in FY 2023-24. Excluded from this table are medical learners and students in group placements.

**TABLE 27: Preceptored Student Hours and Staff FTE to Support – FY 2023-24**

Discipline	Sub-discipline	Preceptored Student Hours	Staff FTE equivalent to support
Nursing	Bacc Nursing - BScN/BSN/BN	10,176	5.22
	Nurse Practitioner	205	0.11
	Nursing - Masters	227	0.12
	Post-RN Specialty	2,598	1.33
Medicine (Midwifery)	Midwifery	11,249	5.77
Other Health	Master of Science in Medical Genetics	9,454	4.85
	Master of Public Health	420	0.22
Technologist/Technician	Medical Laboratory Assistant	120	0.06
	Sonography Tech	2,114	1.08
Food & Nutrition	Dietitian - Bachelors	960	0.49
Social Work	Bachelor of Social Work	378	0.19
	Master of Social Work	450	0.23
Pharmacy	Pharmacist	50	0.03
	Pharmacy Technician	480	0.25
Administration	Health Unit Coordinator/Nursing Unit Clerk	208	0.11
	Medical Office Assistant	320	0.16
Therapist	Massage Therapist	456	0.23
Rehabilitation Sciences	Occupational Therapist	263	0.13
<b>Grand Total</b>		<b>40,128</b>	<b>21</b>

## BUILD EFFECTIVE PARTNERSHIPS AND COLLABORATIONS THAT SUPPORT INNOVATION

Table 28 indicates the distribution of student hours by educational institution and sub-discipline by fiscal year. Of the 27 educational institutions with an active placement in FY 2023-24, the top three, UBC, BCIT, and Langara, represent 82% of all student hours at BC Women's.

**TABLE 28: Distribution of Student Placements by Educational Institution and Sub-discipline by Fiscal Year**

Education Institution	Sub-discipline	Total Student Hours		
		FY 21-22	FY 22-23	FY 23-24
University of British Columbia		9,887	19,480	29,274
	Midwifery	1,520	9,748	11,249
	Master of Science in Medical Genetics	3,972	6,480	9,454
	Bacc Nursing - BScN/BSN/BN	3,056	2,136	6,872
	Dietitian - Bachelors	440	560	960
	Occupational Therapist	369	188	263
	Master of Social Work	450		
	Bachelor of Social Work			378
	Nurse Practitioner		208	
	Nursing - Masters	40	90	48
	Policy and Planning		70	



Education Institution	Sub-discipline	Total Student Hours		
		FY 21-22	FY 22-23	FY 23-24
	Pharmacist			50
	Masters of Public Health	40		
BCIT		22,158	16,660	12,999
	Post-RN Specialty	11,409	9,414	4,797
	Bacc Nursing - BScN/BSN/BN	7,469	4,536	5,688
	Sonography Tech	2,240	2,310	2,114
	Medical Office Assistant	1,040	400	320
	Health Unit Coordinator/Nursing Unit Clerk			80
Langara College		6,126	6,192	6,072
	Bacc Nursing - BScN/BSN/BN	6,126	6,192	6,072
Vancouver Community College		3,024	2,244	2,376
	Bacc Nursing - BScN/BSN/BN	2,520	2,160	2,376
	Health Unit Coordinator/Nursing Unit Clerk	420		
	Medical Transcriptionist	84	84	
Kwantlen Polytechnic University		2,847	1,073	2,970
	Bacc Nursing - BScN/BSN/BN	2,847	1,073	2,970
Douglas College			1,568	784
	Bacc Nursing - BScN/BSN/BN		1,568	784
West Coast College of MASSAGE Therapy			336	996
	Massage Therapist		336	996
University of Victoria		88	128	759
	Master of Social Work			450
	Nurse Practitioner	88	128	205
	Nursing - Masters			104
Trinity Western University			360	435
	Bacc Nursing - BScN/BSN/BN		360	360
	Nursing - Masters			75
Stenberg College		600	120	
	Health Unit Coordinator/Nursing Unit Clerk	600	120	
CDI College			160	480
	Pharmacy Technician		160	480
Justice Institute of BC		120	248	192
	Paramedic-Advanced/Critical Care	120	248	192
University of British Columbia - Okanagan			240	240
	Bacc Nursing - BScN/BSN/BN		240	240
University of Waterloo				420
	Masters of Public Health			420
Simon Fraser University		412		
	Masters of Public Health	412		
Queens University			400	
	Bacc Nursing - BScN/BSN/BN		400	
Lakehead University			400	
	Masters of Public Health		400	
University of Alberta		400		
	Masters of Public Health	400		
College of the Rockies			384	
	Bacc Nursing - BScN/BSN/BN		384	

Education Institution	Sub-discipline	Total Student Hours		
		FY 21-22	FY 22-23	FY 23-24
Athabasca University				380
	Bacc Nursing - BScN/BSN/BN			380
Sprott Shaw College			180	128
	Health Unit Coordinator/Nursing Unit Clerk		180	128
University of Northern British Columbia		220		
	Nurse Practitioner	220		
Eastern College			220	
	Health Information Management		220	
Camosun College/University of Victoria			156	
	Bacc Nursing - BScN/BSN/BN		156	
Cambria College				120
	Medical Laboratory Assistant			120
Selkirk College			120	
	Health Unit Coordinator/Nursing Unit Clerk		120	
Saskatchewan Polytechnic		73		
	Health Information Management	73		
<b>Grand Total</b>		<b>45,954</b>	<b>50,668</b>	<b>58,625</b>

# BC MENTAL HEALTH AND SUBSTANCE USE SERVICES (BCMHSUS)



BC MENTAL HEALTH  
& SUBSTANCE USE SERVICES  
Provincial Health Services Authority

## BUILD STUDENT EDUCATION CAPACITY

### Placement Activity

In FY 2023-24, BCMHSUS provided 61,040 student hours, a 44% increase over FY 2022-23 (excluding medical learners). Nursing placements represent 81% of total student hours in FY 2023-24. Find a breakdown of student hours and student placements by site, discipline, sub-discipline and fiscal year in Table 29. Note: during FY 21-22 Burnaby Center (BbyCtrMH) closed and Red Fish Healing Center (RFHC) opened, and the student placements at both sites are reflected accordingly below.

**TABLE 29:** Total # of Students and Hours by Site, Discipline and Sub-discipline by Fiscal Year

Site/Discipline/Sub-discipline	FY 21-22		FY 22-23		FY 23-24	
	Total Student Hours	Total # of Students	Total Student Hours	Total # of Students	Total Student Hours	Total # of Students
<b>RFHC</b>	<b>12,169</b>	<b>114</b>	<b>27,315</b>	<b>216</b>	<b>38,563</b>	<b>314</b>
Nursing	10,566	110	24,425	200	34,633	296
Bacc Nursing - BScN/BSN/BN	6,396	74	10,704	124	17,574	183
Psychiatric Nursing Bacc - BScN/BN/RPN Psych	3,786	32	9,675	61	10,309	70
Psychiatric Nursing - Diploma	384	4	3,600	12	6,696	42
Registered Nurse			300	1		
Nurse Practitioner			146	2		
Licensed Practical Nurse					54	1
Social Work	450	1	1,160	3	1,812	4
Master of Social Work	450	1	900	2	1,812	4
Social Services Worker			260	1		
Other Health			960	7	1,290	10
Community Health and Preventive Medicine			960	7	1,290	10
Psychology	1,025	2				
Psychology (Masters)	1,025	2				
Rehabilitation Sciences			225	1	750	3
Occupational Therapist			225	1	750	3
Pharmacy			440	4		
Pharmacist			440	4		
Therapist			105	1	78	1
Recreation Therapist Degree			105	1		
Music Therapist					78	1
Administration	128	1				
Health Unit Coordinator/Nursing Unit Clerk	128	1				
<b>Forensic</b>	<b>12,557</b>	<b>75</b>	<b>8,532</b>	<b>46</b>	<b>13,261</b>	<b>98</b>
Nursing	5,917	51	3,634	30	10,272	85
Bacc Nursing - BScN/BSN/BN	5,128	47	2,760	23	8,760	72
Psychiatric Nursing Bacc - BScN/BN/RPN Psych	789	4	874	7		
Psychiatric Nursing - Diploma					1,512	13
Social Work	1,528	4	1,626	4	1,320	3
Bachelor of Social Work	1,190	3	1,176	3	420	1

Site/Discipline/Sub-discipline	FY 21-22		FY 22-23		FY 23-24	
	Total Student Hours	Total # of Students	Total Student Hours	Total # of Students	Total Student Hours	Total # of Students
Master of Social Work	338	1	450	1	900	2
Psychology	2,244	6	2,084	5	7	1
Psychology (PHD)	1,480	4	884	3	7	1
Counselling Psychology	764	2	500	1		
Psychology (Masters)			700	1		
Rehabilitation Sciences	1,388	6	908	5	450	2
Occupational Therapist	975	4	713	3	450	2
Rehabilitation Assistant	413	2	195	2		
Pharmacy	640	5			800	4
Pharmacist	640	5			800	4
Therapist	840	3	280	2	140	1
Recreation Therapist Degree	840	3	280	2	140	1
Non-Health					182	1
Other Non Health Disciplines					182	1
Administration					90	1
Medical Office Assistant					90	1
<b>CHS</b>	<b>4,496</b>	<b>31</b>	<b>4,078</b>	<b>16</b>	<b>5,368</b>	<b>27</b>
Nursing	2,940	22	3,516	14	4,128	23
Bacc Nursing - BScN/BSN/BN	2,536	14	2,956	11	1,932	8
Licensed Practical Nurse	404	8	560	3	776	8
Psychiatric Nursing - Diploma					720	2
Nurse Practitioner					400	4
Registered Nurse					300	1
Social Work	420	1	262	1	900	2
Master of Social Work					900	2
Bachelor of Social Work	420	1	262	1		
Administration	896	7				
Health Unit Coordinator/Nursing Unit Clerk	768	6				
Medical Office Assistant	128	1				
Other Health	240	1			260	1
Community Health and Preventive Medicine	240	1			260	1
Psychology			300	1		
Counselling Psychology			300	1		
Pharmacy					80	1
Pharmacist					80	1
<b>BbyCtrMH</b>	<b>7,743</b>	<b>37</b>				
Nursing	5,625	30				
Psychiatric Nursing Bacc - BScN/BN/RPN Psych	2,349	9				
Bacc Nursing - BScN/BSN/BN	1,890	17				
Psychiatric Nursing - Diploma	1,290	3				
Registered Nurse	96	1				
Therapist	850	1				
Music Therapist	850	1				
Social Work	525	1				
Bachelor of Social Work	525	1				
Psychology	375	2				

Site/Discipline/Sub-discipline	FY 21-22		FY 22-23		FY 23-24	
	Total Student Hours	Total # of Students	Total Student Hours	Total # of Students	Total Student Hours	Total # of Students
Psychology (Masters)	375	2				
Other Health	200	1				
Community Health and Preventive Medicine	200	1				
Pharmacy	168	2				
Pharmacist	168	2				
MentHthAdc	1,945	5	2,530	5	3,848	11
Other Health	1,270	4	420	1	2,220	5
Masters of Public Health	1,270	4	420	1	2,220	5
Social Work	675	1	450	1	450	1
Master of Social Work	675	1	450	1	450	1
Nursing			360	1	978	4
Psychiatric Nursing Bacc - BScN/BN/RPN Psych			360	1	600	2
Nurse Practitioner					378	2
Therapist			850	1		
Music Therapist			850	1		
Management			450	1		
Master of Health Administration			450	1		
Psychology					200	1
Psychology (Masters)					200	1
<b>Grand Total</b>	<b>38,909</b>	<b>262</b>	<b>42,455</b>	<b>283</b>	<b>61,040</b>	<b>450</b>

*“My practicum at Forensics was incredible and team there was great.”*

New employee

### Medical placement activity

The Medical Doctor Undergraduate program (MDUG) had a total of 8 distinct students, representing 9 placements and 126 days, arriving at BC Mental Health and Substance Use facilities from April 1, 2023 – March 31, 2024. See Table 30 for a breakdown by site and specialty. Please note that the total for the number of distinct students does not represent the sum of the data by site due to the same student having placements in multiple specialties and locations.

**TABLE 30:** MDUG Total # of Distinct Students, Placements and Requested Days by Site and Specialty - FY 2023-24

Site/Specialty	# of Distinct Students	# of Placements	Total # of Days
Forensic	8	9	126
Forensic Psychiatry	8	9	126
<b>Grand Total</b>	<b>8</b>	<b>9</b>	<b>126</b>

The Post Graduate Medical Education program (PGME) had a total of 14 distinct students, representing 24 placements and 716 days, arriving at BC Mental Health and Substance Use facilities from April 1, 2023 – March 31, 2024. See Table 31 for a breakdown by site and specialty. Please note that the total for the number of distinct students does not represent the sum of the data by site due to the same student having placements in multiple specialties and locations.

**TABLE 31: PGME Total # of Distinct Students, Placements and Requested Days by Site and Specialty - FY 2023-24**

Site/Specialty	# of Distinct Students	# of Placements	Total # of Days
Forensic	13	23	685
Family Medicine	1	1	28
Forensic Psychiatry	1	6	182
Psychiatry	11	16	475
RFHC	1	1	31
Psychiatry	1	1	31
<b>Grand Total</b>	<b>14</b>	<b>24</b>	<b>716</b>

*“The work dynamic among staff at Red Fish Healing Center was great, I found that they really focused on patient-centered care.”*

New employee

### Decline reasons

In FY 2023-24, BCMHSUS facilities declined a total of 35 placement requests representing 36 students and 9,384 hours. Requests are for individual and group placements which is why the number of students exceeds the number of requests. Top reasons for these declines for all sites are shown in Table 32. The top discipline declined is social work placements. See Appendix C for all PHSA declines by discipline, program, and reason for FY 2023-24.

**TABLE 32: # of Students and Hours by Discipline, Site and Reasons for Placement Decline - FY 2023-24**

Discipline/Site/Detailed Decline Reason	Decline Reason Total	Total # of Students	Total # of Student Hrs
<b>Social Work</b>	<b>8</b>	<b>8</b>	<b>3,410</b>
Forensic	4	4	1,610
No experienced/trained staff to precept > Due to Staff leave	1	1	420
No experienced/trained staff to precept > No trained staff to precept	2	2	770
Number of requests exceed available staff or shift rotations	1	1	420
RFHC	2	2	900
Exceptional circumstances (provide explanation)	1	1	450
No experienced/trained staff to precept > No trained staff to precept	1	1	450
xxBbyCtrMH	1	1	450
Request not suitable for area requested	1	1	450
CHS	1	1	450
No experienced/trained staff to precept > No trained staff to precept	1	1	450
<b>Nursing</b>	<b>20</b>	<b>20</b>	<b>3,066</b>
CHS	7	7	1,236
No experienced/trained staff to precept > Unfilled position(s) within unit/program	2	2	312
No experienced/trained staff to precept > No trained staff to precept	4	4	716

Discipline/Site/Detailed Decline Reason	Decline Reason Total	Total # of Students	Total # of Student Hrs
Placement request error	1	1	208
<b>Forensic</b>	<b>6</b>	<b>6</b>	<b>978</b>
Individual student not suitable for area requested	1	1	360
No experienced/trained staff to precept > Other priorities assigned to staff (e.g. Training)	2	2	189
No experienced/trained staff to precept > Unfilled position(s) within unit/program	1	1	240
Number of requests exceed available staff or shift rotations	2	2	189
<b>RFHC</b>	<b>3</b>	<b>3</b>	<b>482</b>
No experienced/trained staff to precept > Unfilled position(s) within unit/program	1	1	208
No experienced/trained staff to precept > No trained staff to precept	1	1	220
Request not suitable for area requested	1	1	54
<b>MentHthAdc</b>	<b>4</b>	<b>4</b>	<b>370</b>
No experienced/trained staff to precept > Other priorities assigned to staff (e.g. Training)	3	3	316
No experienced/trained staff to precept > Unfilled position(s) within unit/program	1	1	54
<b>Psychology</b>	<b>5</b>	<b>5</b>	<b>2,700</b>
<b>Forensic</b>	<b>4</b>	<b>4</b>	<b>2,400</b>
Exceptional circumstances (provide explanation)	2	2	1,400
Individual student not suitable for area requested	1	1	700
No Reply from Destination (RC users)	1	1	300
<b>MentHthAdc</b>	<b>1</b>	<b>1</b>	<b>300</b>
Request not suitable for area requested	1	1	300
<b>Administration</b>	<b>1</b>	<b>1</b>	<b>128</b>
<b>MentHthAdc</b>	<b>1</b>	<b>1</b>	<b>128</b>
No experienced/trained staff to precept > No trained staff to precept	1	1	128
<b>Other Health</b>	<b>1</b>	<b>2</b>	<b>80</b>
<b>RFHC</b>	<b>1</b>	<b>2</b>	<b>80</b>
No experienced/trained staff to precept > No trained staff to precept	1	2	80
<b>Grand Total</b>	<b>35</b>	<b>36</b>	<b>9,384</b>

### Preceptor activity

Table 33 indicates the number of full time equivalent (FTE) staff needed by discipline to precept students in FY 2023-24. Excluded from this table are medical learners and students in group placements.

**TABLE 33: Preceptored Student Hours and Staff FTE to Support – FY 2023-24**

Discipline	Sub-discipline	Preceptored Student Hours	Staff FTE equivalent to support
Nursing	Bacc Nursing - BScN/BSN/BN	3,852	1.98
	Nurse Practitioner	778	0.40
	Psychiatric Nursing - Diploma	3,264	1.67
	Psychiatric Nursing Bacc - BScN/BN/RPN Psych	6,076	3.12
	Registered Nurse	300	0.15
	Licensed Practical Nurse	830	0.43
Social Work	Bachelor of Social Work	420	0.22
	Master of Social Work	4,062	2.08
Other Health	Community Health and Preventive Medicine	1,550	0.79

Discipline	Sub-discipline	Preceptored Student Hours	Staff FTE equivalent to support
	Masters of Public Health	2,220	1.14
Rehabilitation Sciences	Occupational Therapist	1,200	0.62
Pharmacy	Pharmacist	880	0.45
Therapist	Music Therapist	78	0.04
	Recreation Therapist Degree	140	0.07
Psychology	Psychology (Masters)	200	0.10
	Psychology (PHD)	7	0.00
Administration	Medical Office Assistant	90	0.05
<b>Grand Total</b>		<b>25,947</b>	<b>13</b>

*“Loved CHS, such an amazing environment for learning.”*

New employee

## BUILD EFFECTIVE PARTNERSHIPS AND COLLABORATIONS THAT SUPPORT INNOVATION

Table 34 indicates the distribution of student hours by educational institution and sub-discipline by fiscal year. Of the 33 educational institutions with an active placement in FY 2023-24, the top three, UBC, Douglas and Stenberg, represent 59% of all student hours at BCMHSUS.

**TABLE 34:** Distribution of Student Placements by Educational Institution and Sub-discipline by Fiscal Year

Education Institution	Sub-discipline	Total Student Hours		
		FY 21-22	FY 22-23	FY 23-24
<b>University of British Columbia</b>		<b>7,613</b>	<b>7,692</b>	<b>14,837</b>
	Bacc Nursing - BScN/BSN/BN	5,728	3,360	11,472
	Occupational Therapist	975	938	1,200
	Master of Social Work		1,350	900
	Pharmacist	808	240	880
	Bachelor of Social Work		756	
	Counselling Psychology	64	500	
	Nurse Practitioner		98	378
	Master of Health Administration		450	
	Masters of Public Health	38		
	Psychology (PHD)			7
<b>Douglas College</b>		<b>7,810</b>	<b>12,262</b>	<b>12,303</b>
	Psychiatric Nursing Bacc - BScN/BN/RPN Psych	4,730	7,137	7,093
	Bacc Nursing - BScN/BSN/BN	1,890	3,780	3,780
	Community Health and Preventive Medicine		960	1,290
	Recreation Therapist Degree	840	385	140
	Bachelor of Social Work	350		



Education Institution	Sub-discipline	Total Student Hours		
		FY 21-22	FY 22-23	FY 23-24
Stenberg College		1,674	3,600	8,928
	Psychiatric Nursing - Diploma	1,674	3,600	8,928
Kwantlen Polytechnic University		4,306	5,500	5,976
	Psychiatric Nursing Bacc - BScN/BN/RPN Psych	2,194	3,772	3,816
	Bacc Nursing - BScN/BSN/BN	2,016	1,728	2,160
	Registered Nurse	96		
BCIT		450	2,076	4,416
	Bacc Nursing - BScN/BSN/BN	450	2,076	4,416
Langara College		2,880	1,440	3,288
	Bacc Nursing - BScN/BSN/BN	2,880	1,440	3,288
University of Northern British Columbia		624	886	1,768
	Bacc Nursing - BScN/BSN/BN	624	624	468
	Master of Social Work			900
	Nurse Practitioner			400
	Bachelor of Social Work		262	
University of British Columbia - Okanagan		450	834	1,590
	Master of Social Work	450	450	1,350
	Psychology (PHD)		384	
	Bacc Nursing - BScN/BSN/BN			240
Camosun College/University of Victoria		846	1,536	1,152
	Bacc Nursing - BScN/BSN/BN	846	1,536	1,152
Thompson Rivers University		1,034	1,096	1,032
	Bacc Nursing - BScN/BSN/BN	614	796	312
	Bachelor of Social Work	420		420
	Registered Nurse		300	300
Brock University			420	840
	Masters of Public Health		420	840
University of Toronto		420	200	560
	Masters of Public Health	420		560
	Pharmacist		200	
Sprott Shaw College		1,224	560	540
	Licensed Practical Nurse		560	540
	Health Unit Coordinator/Nursing Unit Clerk	896		
	Community Health and Preventive Medicine	200		
	Medical Office Assistant	128		
University of the Fraser Valley		420		528
	Bacc Nursing - BScN/BSN/BN			528
	Bachelor of Social Work	420		
Vancouver Community College		863	1,275	504
	Bacc Nursing - BScN/BSN/BN	450	1,080	450
	Rehabilitation Assistant	413	195	
	Licensed Practical Nurse			54
Renison University College		338		462
	Master of Social Work	338		462
University of Victoria				450
	Master of Social Work			450
University of Ottawa				420
	Masters of Public Health			420
Queens University		400		400

Education Institution	Sub-discipline	Total Student Hours		
		FY 21-22	FY 22-23	FY 23-24
	Masters of Public Health	400		400
Camosun College				335
	Community Health and Preventive Medicine			260
	Licensed Practical Nurse			75
Adler University		2,100	700	200
	Psychology (Masters)	1,400	700	200
	Counselling Psychology	700		
Okanagan College		296		186
	Licensed Practical Nurse	224		96
	Medical Office Assistant			90
	Bacc Nursing - BScN/BSN/BN	72		
Simon Fraser University		1,892	500	182
	Psychology (PHD)	1,480	500	
	Masters of Public Health	412		
	Other Non Health Disciplines			182
Capilano University		850	850	78
	Music Therapist	850	850	78
College of New Caledonia		180		65
	Licensed Practical Nurse	180		65
CDI College			260	
	Social Services Worker		260	
Wilfrid Laurier University		675		
	Master of Social Work	675		
University of Calgary		525		
	Bachelor of Social Work	525		
Nicola Valley Institute of Technology		420	420	
	Bachelor of Social Work	420	420	
Athabasca University		380		
	Bacc Nursing - BScN/BSN/BN	380		
Vancouver Island University		240		
	Community Health and Preventive Medicine	240		
University of Saskatchewan			48	
	Nurse Practitioner		48	
City University of Seattle			300	
	Counselling Psychology		300	
<b>Grand Total</b>		<b>38,909</b>	<b>42,455</b>	<b>61,040</b>

# BC CENTRE FOR DISEASE CONTROL (BCCDC)



BC Centre for Disease Control  
Provincial Health Services Authority

## BUILD STUDENT EDUCATION CAPACITY

### Placement Activity

In FY 2023-24, BCCDC provided 7,070 student hours, a decrease of 2% from FY 2022-23 (excluding medical learners). Find a breakdown of student hours and students by site, discipline, sub-discipline and fiscal year in Table 35.

**TABLE 35: Total # of Students and Hours by Site, Discipline and Sub-discipline by Fiscal Year**

Discipline/Sub-discipline	FY 21-22		FY 22-23		FY 23-24	
	Total Student Hours	Total # of Students	Total Student Hours	Total # of Students	Total Student Hours	Total # of Students
Other Health	2,634	12	6,486	15	6,070	16
Masters of Public Health	2,634	12	6,486	15	6,058	15
Other Health					12	1
Food & Nutrition	200	2	240	2	960	4
Dietitian - Bachelors	200	2	240	2	960	4
Management	840	2	420	1		
Master of Health Administration	840	2	420	1		
Nursing			100	1	40	1
Nurse Practitioner			100	1	40	1
<b>Grand Total</b>	<b>3,674</b>	<b>16</b>	<b>7,246</b>	<b>19</b>	<b>7,070</b>	<b>21</b>

### Medical placement activity

The Medical Doctor Undergraduate program (MDUG) had a total of 1 student, representing 1 placement and 28 days at BCCDC facilities from April 1, 2023 – March 31, 2024. See Table 36 for a breakdown by site and specialty.

**TABLE 36: MDUG Total # of Distinct Students, Placements and Requested Days by Site and Specialty - FY 2023-24**

Site/Specialty	# of Distinct Students	# of Placements	Total # of Days
BCCDC	1	1	28
Population and Public Health	1	1	28
<b>Grand Total</b>	<b>1</b>	<b>1</b>	<b>28</b>

The Post Graduate Medical Education program (PGME) had a total of 33 distinct students, representing 69 placements and 1,815 days, arriving at BCCDC facilities from April 1, 2023 – March 31, 2024. See Table 37 for a breakdown by specialty and site.

**TABLE 37: PGME Total # of Distinct Students, Placements and Requested Days by Site and Specialty – FY 2023-24**

Site/Specialty	# of Distinct Students	# of Placements	Total # of Days
BCCDC	33	69	1,815
Emergency	6	6	174
Pathology	13	18	416
Population and Public Health	18	41	1,116
Respirology	2	4	109
<b>Grand Total</b>	<b>33</b>	<b>69</b>	<b>1,815</b>

### Decline reasons

In FY 2023-24, there were no declined placements at BCCDC. See Appendix C for all PHSA declines by discipline, program and reason for FY 2023-24.

### Preceptor activity

Table 38 displays the number of full time equivalent (FTE) staff needed by discipline to precept students in FY 2023-24. Excluded from this table are medical learners and students in group placements.

**TABLE 38: Preceptored Student Hours and Staff FTE to Support – FY 2023-24**

Discipline	Sub-discipline	Preceptored Student Hours	Staff FTE equivalent to support
Other Health	Masters of Public Health	6,058	3.11
	Other Health	12	0.01
Food & Nutrition	Dietitian - Bachelors	960	0.49
Nursing	Nurse Practitioner	40	0.02
<b>Grand Total</b>		<b>7,070</b>	<b>4</b>

## BUILD EFFECTIVE PARTNERSHIPS AND COLLABORATIONS THAT SUPPORT INNOVATION

Table 39 indicates the distribution of student hours by educational institution and sub-discipline by fiscal year. Of the 14 educational institutions with an active placement in FY 2023-24, the top three, UBC, Brock University and University of Waterloo, represent 64% of all student hours at BCCDC.

**TABLE 39:** Distribution of Student Placements by Educational Institution and Sub-discipline by Fiscal Year

Education Institution	Sub-discipline	Total Student Hours		
		FY 21-22	FY 22-23	FY 23-24
University of British Columbia		853	3,040	2,880
	Masters of Public Health	653	2,700	1,920
	Dietitian - Bachelors	200	240	960
	Nurse Practitioner		100	
Brock University				840
	Masters of Public Health			840
University of Waterloo			8	820
	Masters of Public Health		8	820
University of Victoria			450	450
	Masters of Public Health		450	450
University of Western Ontario				420
	Masters of Public Health			420
University of Toronto		560		408
	Masters of Public Health	560		408
Lakehead University				400
	Masters of Public Health			400
Queens University				400
	Masters of Public Health			400
University of Alberta				400
	Masters of Public Health			400
University of Northern British Columbia				40
	Nurse Practitioner			40
McMaster University		560	1,680	12
	Masters of Public Health	560	1,680	
	Other Health			12
University of Guelph		840	420	
	Master of Health Administration	840	420	
Simon Fraser University		824	1,648	
	Masters of Public Health	824	1,648	
McGill University		38		
	Masters of Public Health	38		
<b>Grand Total</b>		<b>3,674</b>	<b>7,246</b>	<b>7,070</b>

# BC EMERGENCY HEALTH SERVICES (BCEHS)

## BUILD STUDENT EDUCATION CAPACITY

### Placement Activity

In FY 2023-24, BCEHS provided 94,160 student hours, an increase of 17% over FY 2022-23. Please note that the total for the number of distinct students does not represent the sum of the data by region due to the same student having placements in more than one region. Find a breakdown of student hours and student placements by region, course and fiscal year in Table 40.

**TABLE 40:** Total # of Students and Hours by Course and Fiscal Year

Discipline/Sub-discipline/Region	FY 21-22		FY 22-23		FY 23-24	
	Total Student Hours	Total # of Students	Total Student Hours	Total # of Students	Total Student Hours	Total # of Students
Primary Care Paramedic - on-car	55,476	403	58,024	520	71,105	694
LwrMainIdR	28,980	256	30,634	271	37,447	350
InteriorR	12,672	124	14,305	114	16,724	144
VanIslandR	11,916	123	11,009	107	14,474	173
NorthernR	1,908	24	2,076	28	2,460	27
Advanced Care Paramedic - on-car	6,192	516	22,138	125	23,055	129
LwrMainIdR	3,564	297	13,906	65	13,814	62
VanIslandR	1,416	118	4,488	25	5,137	49
InteriorR	1,212	101	3,744	35	4,104	18
<b>Grand Total</b>	<b>61,668</b>	<b>5,139</b>	<b>80,162</b>	<b>645</b>	<b>94,160</b>	<b>823</b>

### Preceptor activity

Table 41 displays the number of full time equivalent (FTE) staff needed by discipline to precept students in FY 2023-24.

**TABLE 41:** Preceptored Student Hours and Staff FTE to Support – FY 2023-24

Discipline	Sub-discipline	Preceptored Student Hours	Staff FTE equivalent to support
Paramedic	Advanced Care Paramedic - on-car	23,055	11.82
	Primary Care Paramedic - on-car	71,105	36.46
<b>Grand Total</b>		<b>94,160</b>	<b>48</b>

## BUILD EFFECTIVE PARTNERSHIPS AND COLLABORATIONS THAT SUPPORT INNOVATION

Table 42 indicates the distribution of student hours by educational institution and sub-discipline by fiscal year.

**TABLE 42:** Distribution of Student Placements by Educational Institution and Sub-discipline by Fiscal Year

Education Institution	Sub-discipline	Total Student Hours		
		FY 21-22	FY 22-23	FY 23-24
Justice Institute of BC		45,336	56,866	51,135
	Primary Care Paramedic - on-car	39,144	41,890	40,896
	Advanced Care Paramedic - on-car	6,192	14,976	10,239
Columbia Paramedic Academy		11,544	23,296	43,025
	Primary Care Paramedic - on-car	11,544	16,134	30,209
	Advanced Care Paramedic - on-car		7,162	12,817
AET Paramedic Academy		4,092		
	Primary Care Paramedic - on-car	4,092		
Holland College		12		
	Primary Care Paramedic - on-car	12		
Heartsafe EMS		684		
	Primary Care Paramedic - on-car	684		
<b>Grand Total</b>		<b>61,668</b>	<b>80,162</b>	<b>94,160</b>

# PHSA LAB, PHARMACY & MEDICAL IMAGING

## BUILD STUDENT EDUCATION CAPACITY

### Placement Activity

PHSA is reporting placement activity for PHSA Lab, Pharmacy and Medical Imaging services (LPMI); this data is also reported above in each of the specific program sections. In FY 2023-24, PHSA's Lab, Pharmacy and Medical Imaging provided 32,649 student hours. Find student hours and students by service, sub-discipline, site and fiscal year in Table 43.

**TABLE 43:** Total # of Students and Hours by Service, Sub-discipline, Site and Fiscal Year

Program/Sub-discipline/Site	FY 21-22		FY 22-23		FY 23-24	
	Total Student Hours	Total # of Students	Total Student Hours	Total # of Students	Total Student Hours	Total # of Students
<b>Laboratory Services</b>	13,220	22	10,405	20	14,810	29
Medical Laboratory Technologist	9,750	10	6,300	4	9,450	6
BCCH	9,750	10	6,300	4	9,450	6
Clinical Genetics Technologist	2,870	8	2,905	8	3,300	9
BCCH	1,760	5	1,330	4	2,190	6
BCC-Van	1,110	3	1,575	4	1,110	3
Medical Laboratory Assistant	600	4	1,200	8	1,740	12
BCCH	300	2	600	4	870	6
BCC-Van	300	2	600	4	750	5
BCW					120	1
Pathology Assistant					320	2
BCCH					320	2
<b>Pharmacy</b>	10,448	62	12,140	63	11,850	59
Pharmacist	9,328	55	9,040	45	8,290	41
BCCH	8,520	48	8,120	39	7,040	33
Forensic	640	5			800	4
RFHC			440	4		
BCC-Van			480	2	320	2
BbyCtrMH	168	2				
CHS					80	1
BCW					50	1
Pharmacy Technician	1,120	7	3,100	18	3,560	18
BCCH	960	6	1,440	9	800	5
BCC-Van			840	4	1,040	4
BCC-Kel			180	1	720	4
BCW			160	1	480	3
BCC-Surrey	160	1	160	1	360	1
BCC-Vic			160	1	160	1
BCC-Abbot			160	1		
<b>Medical Imaging</b>	6,168	49	7,231	55	5,989	81
Sonography Tech	2,450	13	3,472	18	2,303	25
BCW	2,240	12	2,310	13	2,114	12
BCCH	210	1	1,162	5	189	13
Nuclear Medicine Tech	1,760	22	2,080	27	2,592	34
BCC-Van	1,120	14	880	11	1,200	15
BCCH	480	6	1,200	16	1,200	16
BCC-Vic	160	2			160	2



Program/Sub-discipline/Site	FY 21-22		FY 22-23		FY 23-24	
	Total Student Hours	Total # of Students	Total Student Hours	Total # of Students	Total Student Hours	Total # of Students
BCC-Kel					32	1
Radiology Tech	1,958	14	1,079	8	726	12
BCCH	1,958	14	1,079	8	726	12
Magnetic Resonance Imaging (MRI) Technology/Technician			600	2	300	1
BCCH			600	2	300	1
Cardiology/Cardiovascular Tech					68	9
BCCH					68	9
<b>Grand Total</b>	<b>29,836</b>	<b>133</b>	<b>29,776</b>	<b>138</b>	<b>32,649</b>	<b>169</b>

*“My practicum experiences gave me lots of exposure in the field of pharmacy. All colleagues were very supportive and friendly.”*

New employee

### Medical placement activity

The Medical Doctor Undergraduate program (MDUG) had a total of 13 distinct students, representing 14 placements and 252 days, arriving at PHSA facilities from April 1, 2023 – March 31, 2024. See Table 44 for a breakdown by specialty and site. Please note that the total for the number of distinct students does not represent the sum of the data by site due to the same student having placements in multiple specialties and locations.

**TABLE 44:** MDUG Total # of Distinct Students, Placements and Requested Days by Site and Specialty - FY 2023-24

Site/Specialty	# of Distinct Students	# of Placements	Total # of Days
BCCH	6	6	154
Pathology	6	6	154
BCC-Van	7	8	98
Diagnostic Radiology	7	8	98
<b>Grand Total</b>	<b>13</b>	<b>14</b>	<b>252</b>

The Post Graduate Medical Education program (PGME) had a total of 68 distinct students, representing 224 placements and 6,783 days, arriving at PHSA facilities from April 1, 2023 – March 31, 2024. See Table 45 for a breakdown by specialty and site. Please note that the total for the number of distinct students does not represent the sum of the data by site due to the same student having placements in multiple specialties and locations.

**TABLE 45:** PGME Total # of Distinct Students, Placements and Requested Days by Site and Specialty - FY 2023-24

Site/Specialty	# of Distinct Students	# of Placements	Total # of Days
BCCDC	13	18	416
Pathology	13	18	416
BCCH	24	32	688
Diagnostic Radiology	24	32	688
BCC-Van	47	166	4,455
Diagnostic Radiology	25	111	2,929

## PHSA Lab, Pharmacy & Medical Imaging

Site/Specialty	# of Distinct Students	# of Placements	Total # of Days
Pathology	22	55	1,526
BCW	7	8	224
Diagnostic Radiology	7	8	224
<b>Grand Total</b>	<b>68</b>	<b>224</b>	<b>5,783</b>

*“Being able to practice my role as Medical Laboratory Assistant in this organization fulfilled my passion. Learning more and knowing more is such a big bonus for myself as a Lab Asst. This organization and the people behind the lab is very helpful.”*

New employee

### Decline reasons

In FY 2023-24, LPMI declined a total of 3 placement requests representing 3 students and 368 hours. Table 46 indicates the top reasons for these declines; the top sub-discipline declined is Pharmacy. See Appendix C for all PHSA declines by discipline, program, and reason for FY 2023-24.

**TABLE 46: # of Students and hours by Discipline, Site and Reasons Placement Decline - FY 2023-24**

Discipline/Site/Detailed Decline Reason	Decline Reason Total	Total # of Students	Total # of Student Hrs
<b>Pharmacy</b>	<b>2</b>	<b>2</b>	<b>360</b>
BCCH	1	1	200
Number of requests exceed available staff or shift rotations	1	1	200
BCC-Surrey	1	1	160
No experienced/trained staff to precept > No trained staff to precept	1	1	160
<b>Technologist/Technician</b>	<b>1</b>	<b>1</b>	<b>8</b>
BCCH	1	1	8
No experienced/trained staff to precept > Other priorities assigned to staff (e.g. Training)	1	1	8
<b>Grand Total</b>	<b>3</b>	<b>3</b>	<b>368</b>

### Preceptor activity

Table 47 indicates the number of full time equivalent (FTE) staff needed by discipline to precept students in FY 2023-24. Excluded from this table are medical learners and students in group placements.

**TABLE 47: Preceptored Student Hours and Staff FTE to Support – FY 2023-24**

Discipline	Sub-discipline	Preceptored Student Hours	Staff FTE equivalent to support
Technologist/Technician	Clinical Genetics Technologist	3,300	1.69
	Electroencephalograph Technologist	140	0.07
	Magnetic Resonance Imaging (MRI) Technology/Technician	300	0.15

Discipline	Sub-discipline	Preceptored Student Hours	Staff FTE equivalent to support
	Medical Laboratory Assistant	1,740	0.89
	Medical Laboratory Technologist	9,450	4.85
	Nuclear Medicine Tech	2,592	1.33
	Perfusionist	563	0.29
	Radiology Tech	710	0.36
	Sonography Tech	2,303	1.18
	Cardiology/Cardiovascular Tech	180	0.09
Pharmacy	Pharmacist	8,290	4.25
	Pharmacy Technician	3,560	1.83
<b>Grand Total</b>		<b>33,128</b>	<b>17</b>

## BUILD EFFECTIVE PARTNERSHIPS AND COLLABORATIONS THAT SUPPORT INNOVATION


Table 48 indicates the distribution of student hours by educational institution and sub-discipline by fiscal year. Of the 13 educational institutions with an active placement in FY 2023-24, the top three, BCIT, UBC and VCC, represent 88% of all student hours.

**TABLE 48:** Distribution of Student Placements by Educational Institution and Sub-discipline by Fiscal Year

Education Institution	Sub-discipline	Total Student Hours		
		FY 21-22	FY 22-23	FY 23-24
BCIT		18,756	16,436	18,691
	Medical Laboratory Technologist	9,750	6,300	9,450
	Clinical Genetics Technologist	2,870	2,905	3,300
	Sonography Tech	2,450	3,472	2,303
	Nuclear Medicine Tech	1,760	2,080	2,560
	Radiology Tech	1,926	1,079	710
	Magnetic Resonance Imaging (MRI) Technology/Technician		600	300
	Cardiology/Cardiovascular Tech			68
University of British Columbia		9,128	8,840	8,050
	Pharmacist	9,128	8,840	8,050
Vancouver Community College		760	1,520	2,140
	Medical Laboratory Assistant	600	1,200	1,500
	Pharmacy Technician	160	320	640
CDI College		160	1,320	1,720
	Pharmacy Technician	160	1,320	1,720
Okanagan College				540
	Pharmacy Technician			540
Stenberg College		800	1,280	480
	Pharmacy Technician	800	1,280	480
University of Calgary				320
	Pathology Assistant			320
Cambria College				240
	Medical Laboratory Assistant			240
University of Alberta				240
	Pharmacist			240
Selkirk College			180	180

Education Institution	Sub-discipline	Total Student Hours		
		FY 21-22	FY 22-23	FY 23-24
	Pharmacy Technician		180	180
Southern Alberta Institute of Technology				32
	Nuclear Medicine Tech			32
Camosun College		32		16
	Radiology Tech	32		16
University of Toronto		200	200	
	Pharmacist	200	200	
<b>Grand Total</b>		<b>29,836</b>	<b>29,776</b>	<b>32,649</b>

# APPENDICES SECTION



# APPENDIX A – FRAMEWORK FOR PHSA STUDENT EDUCATION METRICS

## 1. Indicator: Build Practice Education Capacity

This category includes measures that demonstrate level of commitment to students, preceptors, and post-secondary institutions as part of mandate to provide excellence in education and training.

- a. # of Students, Placement Hours by Discipline & Sub-Discipline
- b. # of Medical Students and Residents (Under-grads and Post-grads) by Specialty
- c. Estimated FTE of Staff Time in Direct Supervision of Students
- d. # of Confirmed Placement Requests by Month
- e. # of Confirmed and Declined Placements by Educational Institution for Priority Professions
- f. # of Declines by Reason (Most Frequent)
- g. # of Staff Participants in Preceptor/Educator Training
- h. # of Preceptors in HSPnet With and Without a Placement

## 2. Indicator: Build Effective Partnerships and Collaborations that Support Innovation

This category includes quantitative measures of PHSA's relationships with academic partners.

- a. # of Affiliation Agreements by Region and Sector
- b. Top % of Education Institutions by Student Hours
- c. Distribution of Student Hours by Practice Education Setting

## 3. Monitor the Quality of the Clinical Learning Environment and Results

This category includes measures for monitoring quality and outcomes.

- a. # of hires at PHSA with a previous placement
- b. # of Placements by Educational Institution for New Hires

## APPENDIX B – GLOSSARY

Definitions of Terms Used in the Report	
HSPnet	
HOURS	
Student Hours	Total number of placement hours for all students (groups and non-groups) for all confirmed placements (calculated as # of students x the number of placement hours requested).
Placement Hours	Total number of hours requested, per student/group for all confirmed placements.
PLACEMENT TYPE	
One-to-one (Supervision provided by PHSA preceptor)	<p>These placements include the following types of encounters:</p> <p><b>Preceptor:</b> These involve direct care and are supervised by an individual of the same discipline. An individual placement with an experienced practitioner in a collegial learning relationship; students may be assigned to one or more preceptors during the placement. A preceptor is an employee/contractor of the Receiving site; the educational program may also identify an instructor, facilitator, or liaison.</p> <p><b>Observation:</b> A supervised placement involving student observation only, or "shadowing" a service provider.</p> <p><b>Project:</b> Does not involve direct care, students function independently. An opportunity for one or more students to work on a project involving content, data, and/or materials that are furnished by the Receiving site. Supervision is provided by a Project Supervisor, who is an employee/contractor of the Receiving site; the educational program may also assign an instructor, facilitator, or liaison.</p> <p><b>Fieldwork:</b> Individual: A placement that is focused on linking what is learned in class with what is seen, collected, and tested in the field. Supervision is provided by a field guide, who is an employee/contractor of the Receiving Site; the educational program may also identify a facilitator or liaison.</p> <p><b>Internship:</b> A placement involving supervised practical experience, for a student or recent graduate. Supervision is provided by a preceptor or supervisor, who is an employee or contractor of the Receiving site; the educational program may also assign an instructor, facilitator, or liaison.</p> <p><b>Student Education:</b> A generic description for placements in educational programs that prefer not to use another term like "Fieldwork" or "Preceptor".</p> <p><b>Independent Study:</b> A placement that is organized by a learner directly, and not through an educational program. The learner may be a student or graduate. The placement does not normally involve direct patient care. Supervision is provided by an employee/contractor of the Receiving Site.</p> <p><b>Collaborative Learning Unit:</b> A placement of students in groups on a unit where a Collaborative Learning Unit (CLU) program has been introduced (e.g., BC). Students are involved in direct patient care and have a high level of independence. All staff on the unit participate in the teaching-learning relationship with all students in the CLU group.</p>

Definitions of Terms Used in the Report	
Group (Supervision provided by instructor from education institution)	<p><b>Group:</b> Instructor led, groups of two or more students in a placement location, under the clinical supervision of an instructor or faculty member who is assigned by the educational program.</p> <p><b>Alternate experiences:</b> involves spending a portion of a placement in an alternate destination within the same receiving agency. An experience offered to students of an instructor-led Group, whereby some or all students from the "parent" group may rotate to another unit for one or more shifts. Supervision is provided by the instructor who is assigned by the educational program.</p>
PLACEMENT STATUS	
Confirmed	Represents all accepted requests that are confirmed by the school and agency.
Declined	Represents all requests that were declined. The reasons for decline are also captured for this placement status.
OTHER APPLICABLE HSPnet TERMS	
Discipline	A health sciences field of expertise such a Nursing or Medical Radiography.
Placing Agency	Typically, a health sciences educational institution that initiates a student placement but can be any organization that places a student (e.g., BCEHS).
Placement Destination	The physical or virtual location in which the student will complete their placement experience (e.g., 6 <sup>th</sup> floor surgical ward, 2B). A destination is considered "active" if a Destination Coordinator is actively managing the Inbox (accepting/declining).
Receiving Agency/Site	The agency (typically but not necessarily a health services organization) that receives a student placement request. The Receiving Agency represents the legal entity (health authority, private lab, etc.) as opposed to the placement destination or site.
Decline Reason Categories	<p><b>Capacity:</b> Closure of beds, unit, or program during placement period; No experienced/trained staff to precept; Number of requests exceeds physical capacity; Number of requests exceed scheduling capacity; On-Site Hazard/Event</p> <p><b>Suitability:</b> Clinical service(s) has changed; Placement request error; Request not suitable for area requested; Student not suitable for area requested</p> <p><b>Other:</b> Exceptional circumstances (provide explanation); No Affiliation Agreement in place; No Reply from Destination (RC users); No Reply from RA (for PC users)</p>
GENERAL TERMS	
Students	Learners who are involved in a Student Education experience as part of their studies in an undergraduate, graduate, post-graduate (e.g., post-doctoral fellow) or post-professional (e.g., resident) education program in the health and human services professions. This may include students from non-clinical programs in health services support areas such as information management, human resources, communications and decision support.
Student Education	The component of an educational program in which students learn and practice in a community, clinical or simulated setting. It provides the experiential learning that helps students acquire the necessary skills, attitudes, and knowledge to practice effectively in their field. It may include direct contact with patients/clients and access to their personal health information.
Affiliation Agreement	A legal contract that defines the roles and responsibilities of a health authority and education institution in providing Student Education.



Definitions of Terms Used in the Report	
Practice Setting	<p><b>Inpatient:</b> a student placement that takes place only in an inpatient care delivery setting.</p> <p><b>Outpatient/Ambulatory:</b> a student placement that takes place only in an outpatient or ambulatory care delivery setting.</p> <p><b>Mixed (OP/Amb &amp; Inpatient):</b> a student placement that takes place partly in an inpatient setting and partly in outpatient/ambulatory care settings.</p> <p><b>Admin/Support Services:</b> a student placement that takes place in a health authority administrative or support unit versus a clinical care delivery unit.</p> <p><b>Public/Pop Health:</b> a student placement that takes place in a service unit focused on public or population health (e.g. epidemiology program at BCCDC).</p> <p><b>On Car/Plane:</b> a student placement that takes place on a BC Ambulance or Air Ambulance</p>
Fiscal Year (FY)	<p>April 1, 2021 – March 31, 2022</p> <p>April 1, 2022 – March 31, 2023</p> <p>April 1, 2023 – March 31, 2024</p>

## APPENDIX C – NUMBER OF STUDENTS AND HOURS BY DISCIPLINE, DECLINE CATEGORY AND SITE FY 2023-24

Discipline/Decline Reason Category/Site	Decline Reason Total	Total # of Students	Total # of Student Hrs
<b>Nursing</b>	<b>119</b>	<b>131</b>	<b>25,390</b>
CAPACITY / SCHEDULING	60	72	15,051
BCCH	21	21	5,444
BCW	10	20	3,892
BCC-Van	6	8	1,478
CHS	6	6	1,028
Forensic	5	5	618
BCC-Kel	2	2	552
SunnyHill	1	1	432
BCC-Abbot	1	1	432
RFHC	2	2	428
BCC-PG	2	2	377
MentHthAdc	4	4	370
OTHER REASONS	15	15	2,360
BCCH	12	12	2,072
BCW	3	3	288
REQUEST SUITABILITY	44	44	7,979
BCCH	33	33	5,235
BCW	6	6	1,816
Forensic	1	1	360
ProvProg	1	1	208
CHS	1	1	208
BCC-Van	1	1	98
RFHC	1	1	54
<b>Social Work</b>	<b>21</b>	<b>21</b>	<b>9,010</b>
CAPACITY / SCHEDULING	13	13	5,490
BCCH	6	6	2,530
Forensic	4	4	1,610
RFHC	1	1	450
BCC-Van	1	1	450
CHS	1	1	450
OTHER REASONS	2	2	900
RFHC	1	1	450
BCW	1	1	450
REQUEST SUITABILITY	6	6	2,620
BCW	2	2	900
xxBbyCtrMH	1	1	450
BCC-Van	1	1	450
BCC-Abbot	1	1	420
BCCH	1	1	400
<b>Psychology</b>	<b>17</b>	<b>17</b>	<b>6,576</b>
CAPACITY / SCHEDULING	10	10	3,276
BCCH	4	4	1,200
BCW	3	3	900

Discipline/Decline Reason Category/Site	Decline Reason Total	Total # of Students	Total # of Student Hrs
BCC-Van	2	2	600
BCC-Abbot	1	1	576
OTHER REASONS	3	3	1,700
Forensic	3	3	1,700
REQUEST SUITABILITY	4	4	1,600
Forensic	1	1	700
MentHthAdc	1	1	300
BCC-Van	1	1	300
BCW	1	1	300
<b>Administration</b>	<b>23</b>	<b>23</b>	<b>2,884</b>
CAPACITY / SCHEDULING	23	23	2,884
BCC-Surrey	12	12	1,432
BCC-Abbot	4	4	556
BCW	3	3	384
BCC-Van	2	2	256
MentHthAdc	1	1	128
BCCH	1	1	128
<b>Pharmacy</b>	<b>2</b>	<b>2</b>	<b>360</b>
CAPACITY / SCHEDULING	2	2	360
BCCH	1	1	200
BCC-Surrey	1	1	160
<b>Other Health</b>	<b>2</b>	<b>3</b>	<b>340</b>
CAPACITY / SCHEDULING	2	3	340
ProvProg	1	1	260
RFHC	1	2	80
<b>Emergency Medical Technology</b>	<b>2</b>	<b>6</b>	<b>48</b>
OTHER REASONS	2	6	48
BCW	2	6	48
<b>Health Information Management</b>	<b>1</b>	<b>1</b>	<b>40</b>
OTHER REASONS	1	1	40
BCCH	1	1	40
<b>Non-Health</b>	<b>1</b>	<b>1</b>	<b>25</b>
REQUEST SUITABILITY	1	1	25
BCC-Van	1	1	25
<b>Technologist/Technician</b>	<b>1</b>	<b>1</b>	<b>8</b>
CAPACITY / SCHEDULING	1	1	8
BCCH	1	1	8
<b>Grand Total</b>	<b>189</b>	<b>206</b>	<b>44,680</b>

## APPENDIX D – EDUCATION INSTITUTIONS WITH AFFILIATION AGREEMENTS IN PLACE FY 2023-24

### Public

Athabasca University  
 BC Institute of Technology  
 Brock University  
 Camosun College  
 Capilano University  
 College of New Caledonia  
 College of the Rockies  
 Dalhousie University  
 Department of National Defence  
 Douglas College  
 Emily Carr University of Art + Design  
 Justice Institute of BC  
 Kwantlen Polytechnic University  
 Lakehead University  
 Langara College  
 McGill University  
 McMaster University  
 Michener Institute  
 Nicola Valley Institute of Technology  
 North Island College  
 Okanagan College  
 Queens University  
 Renison University College  
 Royal Roads University  
 Saskatchewan Polytechnic  
 Selkirk College  
 Simon Fraser University  
 Southern Alberta Institute of Tech (SAIT)  
 St. Lawrence College  
 Thompson Rivers University - Open Learning  
 UBC - University of British Columbia  
 University of Alberta  
 University of Calgary

University of Guelph  
 University of Lethbridge  
 University of Manitoba  
 University of Northern BC  
 University of Ottawa  
 University of Saskatchewan  
 University of the Fraser Valley  
 University of Toronto  
 University of Victoria  
 University of Waterloo  
 University of Western Ontario  
 Vancouver Art Therapy Institute  
 Vancouver Community College  
 Vancouver Island University  
 Vancouver School of Theology  
 Wilfred Laurier University  
 Yorkville University

### Private

Adler University  
 Ashton College  
 Cambria College  
 CDI College - Burnaby  
 City University  
 Sprott-Shaw College  
 Stenberg College  
 Trinity Western University  
 West Coast College of Health Care  
 West Coast College of Massage Therapy  
 Western Community College

### Out-of-Country

Adler University online  
 Northwestern University  
 University of Barcelona

## APPENDIX E – TOTAL STUDENT HOURS BY EDUCATION INSTITUTION, DISCIPLINE AND SUB-DISCIPLINE BY FISCAL YEAR

Education Institution	Discipline/Sub-discipline	Total Student Hours		
		FY 21-22	FY 22-23	FY 23-24
<b>University of British Columbia</b>		<b>50,458</b>	<b>60,198</b>	<b>97,624</b>
	<b>Nursing</b>	<b>22,494</b>	<b>13,882</b>	<b>42,534</b>
	Bacc Nursing - BScN/BSN/BN	21,080	13,008	41,340
	Nurse Practitioner	1,034	712	1,074
	Nursing - Masters	380	162	120
	<b>Other Health</b>	<b>4,886</b>	<b>10,384</b>	<b>13,401</b>
	Master of Science in Medical Genetics	4,116	7,684	10,591
	Masters of Public Health	770	2,700	2,810
	<b>Medicine</b>	<b>1,520</b>	<b>9,748</b>	<b>11,249</b>
	Midwifery	1,520	9,748	11,249
	<b>Food &amp; Nutrition</b>	<b>3,096</b>	<b>4,320</b>	<b>8,124</b>
	Dietitian - Bachelors	3,096	4,320	6,720
	Dietitian - Masters			1,404
	<b>Pharmacy</b>	<b>9,128</b>	<b>8,840</b>	<b>8,050</b>
	Pharmacist	9,128	8,840	8,050
	<b>Rehabilitation Sciences</b>	<b>4,770</b>	<b>6,212</b>	<b>7,923</b>
	Occupational Therapist	3,158	4,407	4,973
	Physiotherapist	1,296	1,278	2,043
	Speech & Language Pathologist/Communications	317	302	907
	Audiologist		225	
	<b>Social Work</b>	<b>3,600</b>	<b>4,662</b>	<b>5,184</b>
	Master of Social Work	3,600	3,150	4,050
	Bachelor of Social Work		1,512	1,134
	<b>Dental Medicine</b>	<b>884</b>	<b>356</b>	<b>926</b>
	General Practice Residency	200	280	360
	Doctor of Dental Medicine	684	56	40
	Pediatric dentistry/pedodontics		16	354
	Advanced Dental Residency			120
	Prosthodontics/prosthodontology		4	52
	<b>Management</b>		<b>660</b>	<b>210</b>
	Master of Health Administration		450	
	Policy and Planning		210	210
	<b>Psychology</b>	<b>80</b>	<b>1,014</b>	<b>23</b>
	Counselling Psychology	64	1,000	
	Psychology (PHD)	16	14	23
	<b>Administration</b>		<b>120</b>	
	Master of Library and Information Services		120	
<b>BCIT</b>		<b>75,262</b>	<b>71,642</b>	<b>72,021</b>
	<b>Nursing</b>	<b>34,188</b>	<b>33,420</b>	<b>29,538</b>
	Bacc Nursing - BScN/BSN/BN	18,859	20,148	22,992
	Post-RN Specialty	15,329	13,272	6,546
	<b>Therapist</b>	<b>19,268</b>	<b>20,213</b>	<b>22,163</b>
	Radiation Therapist	19,268	20,213	22,163
	Technologist/Technician	19,461	16,887	19,506

Education Institution	Discipline/Sub-discipline	Total Student Hours		
		FY 21-22	FY 22-23	FY 23-24
	Medical Laboratory Technologist	9,750	6,300	9,450
	Clinical Genetics Technologist	2,870	2,905	3,300
	Sonography Tech	2,450	3,472	2,303
	Nuclear Medicine Tech	1,760	2,080	2,560
	Radiology Tech	1,926	1,079	710
	Perfusionist	225	451	563
	Magnetic Resonance Imaging (MRI) Technology/Technician		600	300
	Electroencephalograph Technologist	480		140
	Cardiology/Cardiovascular Tech			180
	Administration	1,120	1,120	640
	Medical Office Assistant	1,120	1,120	560
	Health Unit Coordinator/Nursing Unit Clerk			80
	Other Health	525		175
	Biomedical Engineer	525		175
	Rehabilitation Sciences		3	
	Prosthetist		3	
	Non-Health	700		
	Other Non Health Disciplines	700		
<b>Justice Institute of BC</b>		<b>45,456</b>	<b>57,114</b>	<b>51,327</b>
	Paramedic	45,456	57,114	51,327
	Primary Care Paramedic - on-car	39,144	41,890	40,896
	Advanced Care Paramedic - on-car	6,192	14,976	10,239
	Paramedic-Advanced/Critical Care	120	248	192
<b>Columbia Paramedic Academy</b>		<b>11,544</b>	<b>23,296</b>	<b>43,025</b>
	Paramedic	11,544	23,296	43,025
	Primary Care Paramedic - on-car	11,544	16,134	30,209
	Advanced Care Paramedic - on-car		7,162	12,817
<b>Douglas College</b>		<b>17,579</b>	<b>26,566</b>	<b>25,811</b>
	Nursing	14,749	23,186	22,541
	Bacc Nursing - BScN/BSN/BN	8,939	14,249	14,728
	Psychiatric Nursing Bacc - BScN/BN/RPN Psych	5,810	8,937	7,813
	Other Health		960	1,290
	Community Health and Preventive Medicine		960	1,290
	Social Work	350	800	1,200
	Child and Youth Care Worker		800	1,200
	Bachelor of Social Work	350		
	Therapist	1,400	1,190	700
	Recreation Therapist Degree	1,400	1,190	700
	Non-Health			80
	Other Non Health Disciplines			80
	Health Information Management	1,080	250	
	Health Information Management	1,080	250	
	Administration		180	
	Communications		180	
<b>Thompson Rivers University</b>		<b>22,214</b>	<b>20,883</b>	<b>22,212</b>
	Therapist	20,580	19,355	20,580
	Respiratory Therapist	20,580	19,355	20,580
	Nursing	1,214	1,528	1,212
	Bacc Nursing - BScN/BSN/BN	614	1,228	312

Education Institution	Discipline/Sub-discipline	Total Student Hours		
		FY 21-22	FY 22-23	FY 23-24
	Registered Nurse	600	300	900
	Social Work	420		420
	Bachelor of Social Work	420		420
<b>Langara College</b>		<b>17,586</b>	<b>19,520</b>	<b>20,826</b>
	Nursing	17,526	19,460	20,346
	Bacc Nursing - BScN/BSN/BN	17,526	19,460	20,346
	Non-Health			480
	Other Non Health Disciplines			360
	Education - General			120
	Administration	60	60	
	Library and Information Technology	60	60	
<b>Kwantlen Polytechnic University</b>		<b>14,484</b>	<b>13,806</b>	<b>16,201</b>
	Nursing	14,484	13,782	16,137
	Bacc Nursing - BScN/BSN/BN	12,002	10,010	11,571
	Psychiatric Nursing Bacc - BScN/BN/RPN Psych	2,386	3,772	3,816
	Registered Nurse	96		750
	Non-Health		24	64
	Bachelor of Arts			64
	Bachelor of Science		24	
<b>Vancouver Community College</b>		<b>11,440</b>	<b>11,461</b>	<b>9,616</b>
	Nursing	6,156	6,768	7,056
	Bacc Nursing - BScN/BSN/BN	6,156	6,768	7,002
	Licensed Practical Nurse			54
	Technologist/Technician	3,788	3,585	1,500
	Sterile Processing Technician	3,188	2,385	
	Medical Laboratory Assistant	600	1,200	1,500
	Pharmacy	160	320	640
	Pharmacy Technician	160	320	640
	Rehabilitation Sciences	413	420	420
	Rehabilitation Assistant	413	420	420
	Administration	924	368	
	Health Unit Coordinator/Nursing Unit Clerk	840	284	
	Medical Transcriptionist	84	84	
<b>Stenberg College</b>		<b>3,674</b>	<b>6,304</b>	<b>9,408</b>
	Nursing	1,674	3,600	8,928
	Psychiatric Nursing - Diploma	1,674	3,600	8,928
	Pharmacy	800	1,280	480
	Pharmacy Technician	800	1,280	480
	Administration	1,200	1,424	
	Health Unit Coordinator/Nursing Unit Clerk	1,200	1,424	
<b>Trinity Western University</b>		<b>3,456</b>	<b>4,320</b>	<b>4,899</b>
	Nursing	3,456	4,320	4,899
	Bacc Nursing - BScN/BSN/BN	3,456	4,320	4,824
	Nursing - Masters			75
<b>University of the Fraser Valley</b>		<b>3,296</b>	<b>1,659</b>	<b>3,583</b>
	Social Work	2,090		2,527
	Child and Youth Care Worker	1,220		2,527
	Master of Social Work	450		
	Bachelor of Social Work	420		

Education Institution	Discipline/Sub-discipline	Total Student Hours		
		FY 21-22	FY 22-23	FY 23-24
	Nursing	1,056	1,584	1,056
	Bacc Nursing - BScN/BSN/BN	1,056	1,584	1,056
	Administration	150	75	
	Health Unit Coordinator/Nursing Unit Clerk	150		
	Medical Office Assistant		75	
<b>University of Northern British Columbia</b>		<b>1,654</b>	<b>1,779</b>	<b>3,254</b>
	Nursing	1,654	1,517	1,904
	Bacc Nursing - BScN/BSN/BN	624	1,092	1,092
	Nurse Practitioner	1,030	425	812
	Social Work		262	1,350
	Master of Social Work			1,350
	Bachelor of Social Work		262	
<b>University of Victoria</b>		<b>1,458</b>	<b>1,531</b>	<b>3,225</b>
	Social Work	350	450	1,350
	Master of Social Work		450	1,350
	Bachelor of Social Work	350		
	Nursing	1,108	231	975
	Nurse Practitioner	900	231	481
	Nursing - Masters	208		494
	Other Health		450	900
	Masters of Public Health		450	900
	Psychology		400	
	Psychology (PHD)		400	
<b>University of British Columbia - Okanagan</b>		<b>1,808</b>	<b>1,974</b>	<b>3,210</b>
	Social Work	900	1,350	2,250
	Master of Social Work	900	1,350	2,250
	Nursing	908	240	960
	Bacc Nursing - BScN/BSN/BN	908	240	960
	Psychology		384	
	Psychology (PHD)		384	
<b>Sprott Shaw College</b>		<b>3,272</b>	<b>2,844</b>	<b>3,194</b>
	Administration	3,072	2,284	2,654
	Health Unit Coordinator/Nursing Unit Clerk	2,560	2,284	2,654
	Medical Office Assistant	512		
	Nursing		560	540
	Licensed Practical Nurse		560	540
	Other Health	200		
	Community Health and Preventive Medicine	200		
<b>Simon Fraser University</b>		<b>6,840</b>	<b>4,946</b>	<b>2,206</b>
	Psychology	2,720	1,650	2,024
	Psychology (PHD)	2,720	1,650	2,024
	Non-Health			182
	Other Non Health Disciplines			182
	Other Health	4,120	3,296	
	Masters of Public Health	4,120	3,296	
<b>Camosun College/University of Victoria</b>		<b>1,230</b>	<b>2,076</b>	<b>1,920</b>
	Nursing	1,230	2,076	1,920
	Bacc Nursing - BScN/BSN/BN	1,230	2,076	1,920



Education Institution	Discipline/Sub-discipline	Total Student Hours		
		FY 21-22	FY 22-23	FY 23-24
CDI College		160	1,580	1,720
	Pharmacy	160	1,320	1,720
	Pharmacy Technician	160	1,320	1,720
	Social Work		260	
	Social Services Worker		260	
Brock University			420	1,680
	Other Health		420	1,680
	Masters of Public Health		420	1,680
University of Toronto		1,480	200	1,468
	Other Health	980		968
	Masters of Public Health	980		968
	Social Work			450
	Master of Social Work			450
	Nursing	300		50
	Nurse Practitioner	300		
	Doctor of Nursing			50
	Pharmacy	200	200	
	Pharmacist	200	200	
University of Waterloo			8	1,240
	Other Health		8	1,240
	Masters of Public Health		8	1,240
Okanagan College		756	700	1,156
	Pharmacy			540
	Pharmacy Technician			540
	Administration	100	340	340
	Health Unit Coordinator/Nursing Unit Clerk	100	250	250
	Medical Office Assistant		90	90
	Rehabilitation Sciences	360	360	180
	Rehabilitation Assistant	360	360	180
	Nursing	296		96
	Licensed Practical Nurse	224		96
	Bacc Nursing - BScN/BSN/BN	72		
West Coast College of MASSAGE Therapy			336	996
	Therapist		336	996
	Massage Therapist		336	996
Capilano University		1,700	850	928
	Therapist	1,700	850	928
	Music Therapist	1,700	850	928
Queens University		800	800	800
	Other Health	400	400	800
	Masters of Public Health	400	400	800
	Nursing	400	400	
	Bacc Nursing - BScN/BSN/BN	400	400	
University of Alberta		400	100	640
	Other Health	400		400
	Masters of Public Health	400		400
	Pharmacy			240
	Pharmacist			240
	Nursing		100	

Education Institution	Discipline/Sub-discipline	Total Student Hours		
		FY 21-22	FY 22-23	FY 23-24
	Nurse Practitioner		100	
City University of Seattle		600	300	600
	Psychology	600	300	600
	Counselling Psychology	600	300	600
Renison University College		1,262	462	462
	Social Work	1,262	462	462
	Master of Social Work	1,262	462	462
Athabasca University		530	150	460
	Nursing	530	150	460
	Bacc Nursing - BScN/BSN/BN	380		380
	Nurse Practitioner	150	150	80
Vancouver Island University		240		420
	Nursing			420
	Bacc Nursing - BScN/BSN/BN			420
	Other Health	240		
	Community Health and Preventive Medicine	240		
University of Western Ontario				420
	Other Health			420
	Masters of Public Health			420
Nicola Valley Institute of Technology		420	420	420
	Social Work	420	420	420
	Bachelor of Social Work	420	420	420
University of Ottawa				420
	Other Health			420
	Masters of Public Health			420
Lakehead University		400	400	400
	Other Health	400	400	400
	Masters of Public Health	400	400	400
McMaster University		920	1,680	372
	Other Health	920	1,680	372
	Masters of Public Health	560	1,680	
	Child Life Specialist	360		360
	Other Health			12
Cambria College				360
	Technologist/Technician			240
	Medical Laboratory Assistant			240
	Administration			120
	Medical Office Assistant			120
Camosun College		32	260	351
	Other Health		260	260
	Community Health and Preventive Medicine		260	260
	Nursing			75
	Licensed Practical Nurse			75
	Technologist/Technician	32		16
	Radiology Tech	32		16
University of Calgary		525		320
	Other Health			320
	Pathology Assistant			320

Education Institution	Discipline/Sub-discipline	Total Student Hours		
		FY 21-22	FY 22-23	FY 23-24
	Social Work	525		
	Bachelor of Social Work	525		
Emily Carr University				256
	Non-Health			256
	Other Non Health Disciplines			256
College of New Caledonia		323	128	245
	Nursing	180		245
	Licensed Practical Nurse	180		245
	Administration	143	128	
	Health Unit Coordinator/Nursing Unit Clerk	143	128	
College of the Rockies			852	234
	Nursing		852	234
	Bacc Nursing - BScN/BSN/BN		852	234
Adler University		2,100	700	200
	Psychology	2,100	700	200
	Psychology (Masters)	1,400	700	200
	Counselling Psychology	700		
Vancouver School of Theology				200
	Non-Health			200
	Other Non Health Disciplines			200
Selkirk College			300	180
	Pharmacy		180	180
	Pharmacy Technician		180	180
	Administration		120	
	Health Unit Coordinator/Nursing Unit Clerk		120	
St Lawrence College				175
	Non-Health			175
	Other Non Health Disciplines			175
University of Saskatchewan			288	80
	Nursing		288	80
	Nurse Practitioner		288	80
Saskatchewan Polytechnic		73		80
	Nursing			80
	Post-RN Specialty			80
	Health Information Management	73		
	Health Information Management	73		
Southern Alberta Institute of Technology				32
	Technologist/Technician			32
	Nuclear Medicine Tech			32
NorQuest College		100		
	Non-Health	100		
	Other Non Health Disciplines	100		
Eastern College			220	
	Health Information Management		220	
	Health Information Management		220	
Vancouver Art Therapy Institute		300	700	
	Therapist	300	700	
	Art Therapist	300	700	
Heartsafe EMS		684		

Education Institution	Discipline/Sub-discipline	Total Student Hours		
		FY 21-22	FY 22-23	FY 23-24
	Paramedic	684		
	Primary Care Paramedic - on-car	684		
University of Guelph		840	420	
	Management	840	420	
	Master of Health Administration	840	420	
Holland College		12		
	Paramedic	12		
	Primary Care Paramedic - on-car	12		
Robertson College		160		
	Non-Health	160		
	Other Non Health Disciplines	160		
McGill University		38		
	Other Health	38		
	Masters of Public Health	38		
Vancouver Career College		140		
	Administration	140		
	Medical Office Assistant	140		
University of Windsor		1,220		
	Social Work	420		
	Master of Social Work	420		
	Psychology	800		
	Clinical Psychology	800		
Wilfrid Laurier University		1,625		
	Social Work	1,625		
	Master of Social Work	1,625		
Ashton College		270		
	Administration	270		
	Health Unit Coordinator/Nursing Unit Clerk	270		
AET Paramedic Academy		4,092		
	Paramedic	4,092		
	Primary Care Paramedic - on-car	4,092		
College of the North Atlantic		120		
	Rehabilitation Sciences	120		
	Rehabilitation Assistant	120		
University of Manitoba			194	
	Technologist/Technician		194	
	Clinical Genetics Technologist		194	
<b>Grand Total</b>		<b>315,030</b>	<b>344,384</b>	<b>410,877</b>

## APPENDIX F – NEW HIRE ORIENTATION COURSE-STUDENT EDUCATION QUESTIONS

Question	Answer choices	
Have you had a student practicum or placement at a PHSA site?	Yes Not Sure	
Select the site name(s) where your practicum or placement took place. If Other, please specify the name of the site.	BC Cancer BC Centre for Disease Control BC Children's Hospital BC Emergency Health Services (BC Ambulance) BC Women's Hospital BC's Agency for Pathology and Laboratory Corrections Health Services Forensic Psychiatric Hospital Lower Mainland Pathology and Laboratory Medicine PHSA Corporate Services Red Fish Centre for Healing Sunny Hill Health Centre for Children Other (see next question)	
Select the educational institution you were attending at the time of your practicum.	AET Paramedic Academy BCIT Camosun College Capilano University CDI College Douglas College Heartsafe First Aid Training Justice Institute of BC Kwantlen Polytechnic University Langara College Nicola Valley Institute of Technology Okanagan College Other Queens University	Simon Fraser University Stenberg College Thompson Rivers University Trinity Western University University of Alberta University of British Columbia University of British Columbia - Okanagan University of Northern British Columbia University of the Fraser Valley University of Toronto University of Victoria Vancouver Career College Vancouver Community College West Coast College of Health Care
Select the discipline you graduated from.	Art Therapist Child and Youth Care Worker Clerical - General Clinical Genetics Technologist Dentist Dietitian Health Care Assistant Health Information Management Leadership Medical Device Reprocessing Technician Medical Laboratory Assistant	Paramedic - Advanced Care Paramedic - Emergency Medical Responder Paramedic - Primary Care Pharmacist Pharmacy Technician Physician Physiotherapist Psychology - Clinical Psychology - Counselling Psychology - other Public Health Radiation Therapist Radiology Tech

Question	Answer choices	
	Medical Laboratory Technologist Medical Office Assistant Midwives Music Therapist Nuclear Medicine Tech Nursing - LPN Nursing - NP Nursing - RN Nursing - RPN Occupational Therapist	Recreation Therapist Rehabilitation Assistant Respiratory Therapist Social Work Speech & Language Pathologist Unit Clerk /Unit Coordinator Other
Select the year that you completed your program of study.	Enter 4-digit year	
If you had a student practice experience at PHSA, did it encourage you to come back and work	Yes No Neutral Not applicable Other	
Please feel free to share any final comments (as this survey is confidential, please do not include any information that will help us identify you).	Free form text field	