

HIGHLIGHTS OF CHANGES

Zoom desktop client (version 5.9.3)

The Zoom desktop client will be updated from the version 5.8.7 to version 5.9.3. The Office of Virtual Health has created this document to highlight the associated key changes and improvements to the Zoom desktop client.

When?

The evening of:
March 30, 2022

Who?

All PHSA, PHC, and VIHA devices connected to the health authority network.

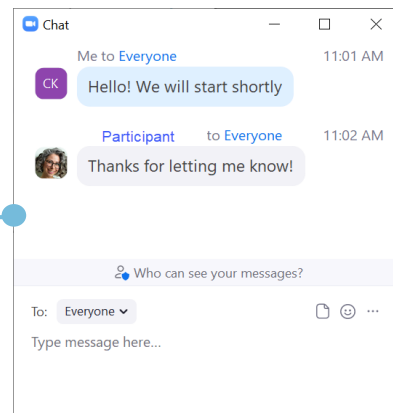
How?

- Exit the Zoom application.
- If at home, connect your computer to the network via VPN.
- Ensure computer is on and plugged in.

In Meeting Features

Profile photos for in-meeting chat

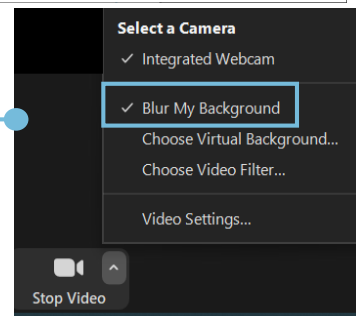
When chatting in Zoom, participants' profile pictures now appear. If the participant doesn't have a profile picture, their initials appear.



Additional Blur Background enablement methods

You can now quickly blur your background without going to your virtual background settings. Find the Blur My Background option in 3 places:

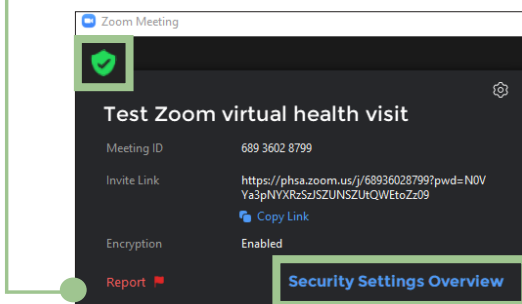
- Start/stop video menu
- Right click or click on  in your video image.
- Self-preview screen before entering the visit



Privacy & Security Enhancements

Security Settings at a Glance

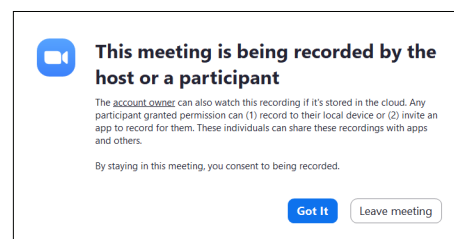
To see an overview of your security settings during a meeting, click on the shield in the top left hand corner of your meeting window, then click on 'Security Settings Overview'.



Recording Disclaimer

Cloud recordings are now enabled for low risk cases - see this [decision support tool](#).

Participants will receive an auditory and visual prompt once you've hit record.



Providing support for Zoom for Virtual Health Visits to:



Collaboration Features

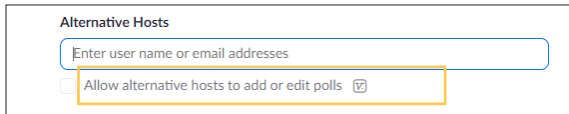
Enhanced Polling and Survey

Note: Please refer to PHSA's guidelines around surveys & privacy prior to creating any polls or surveys that may request personal information.

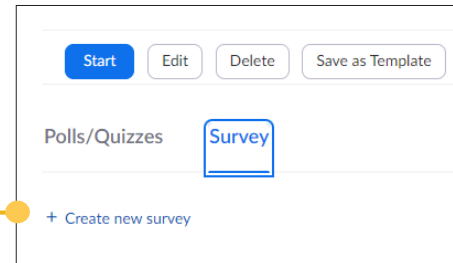
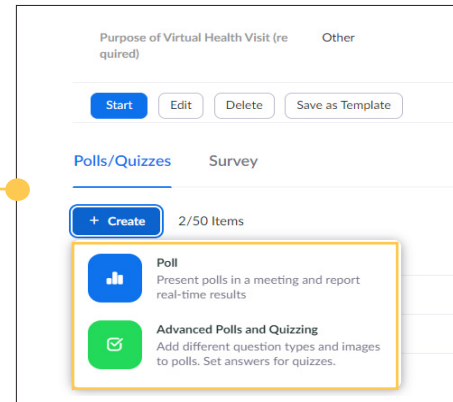
You can now add an **Advanced Poll** during your virtual health visit. This includes:

- Matching,
- Ranked choice,
- Short & long answer questions, and
- Quiz functionality, with set answers

Your alternative hosts can also be designated to add/edit your polls.



Post-meeting survey allows you to schedule a survey to be sent to participants when your visit ends. Questions can include single or multiple choice, rating scale, or long answer.

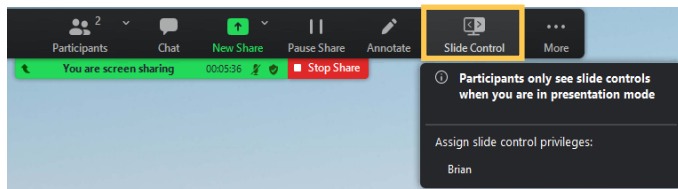


Slide control

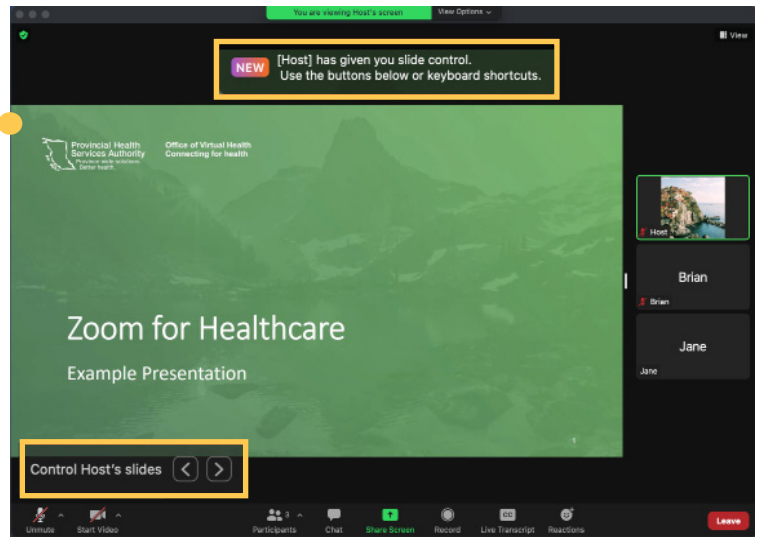
Because the presenter isn't always the one controlling a slide show, you can now allow multiple people to control the movement of slides in a presentation.

With slide control, presenters no longer have to ask another attendee to move the slides forward, streamlining the presentation experience.

Assigning controls as a host:



Participant receiving controls:



Managing open breakout rooms

You can now manage breakout rooms (i.e. add, remove, and rename) while they are open and in use during a virtual health visit.

Schedule meetings with Focus mode

Hosts can schedule a meeting with Focus mode to be started automatically when the meeting starts, in order to minimize distractions to all participants.

Did You Know?

You can find more details and instructions for many of the above features in our [complete Zoom manual](#).

Visit the [Office of Virtual Health webpage](#) to find all Zoom for Healthcare related staff and patient resources, including a link to the [Learning Hub](#) to register for live or recorded instructor-led training.



Need technical support?

If you have any questions, please contact servicedesk@phsa.ca

For additional instructions on receiving Zoom updates, please click [here](#).

Providing support for Zoom for Virtual Health Visits to:

